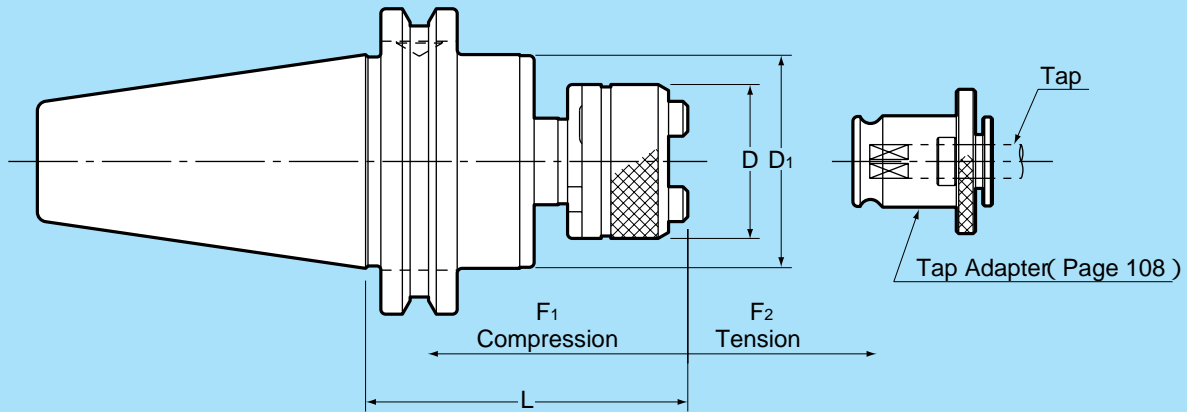


# Tap Holders CAT / TP 1

## Feature

Axial Compensating  
Minimum Gauge length for maximum Z-axis clearance.  
Strong compression for roll tap applications.



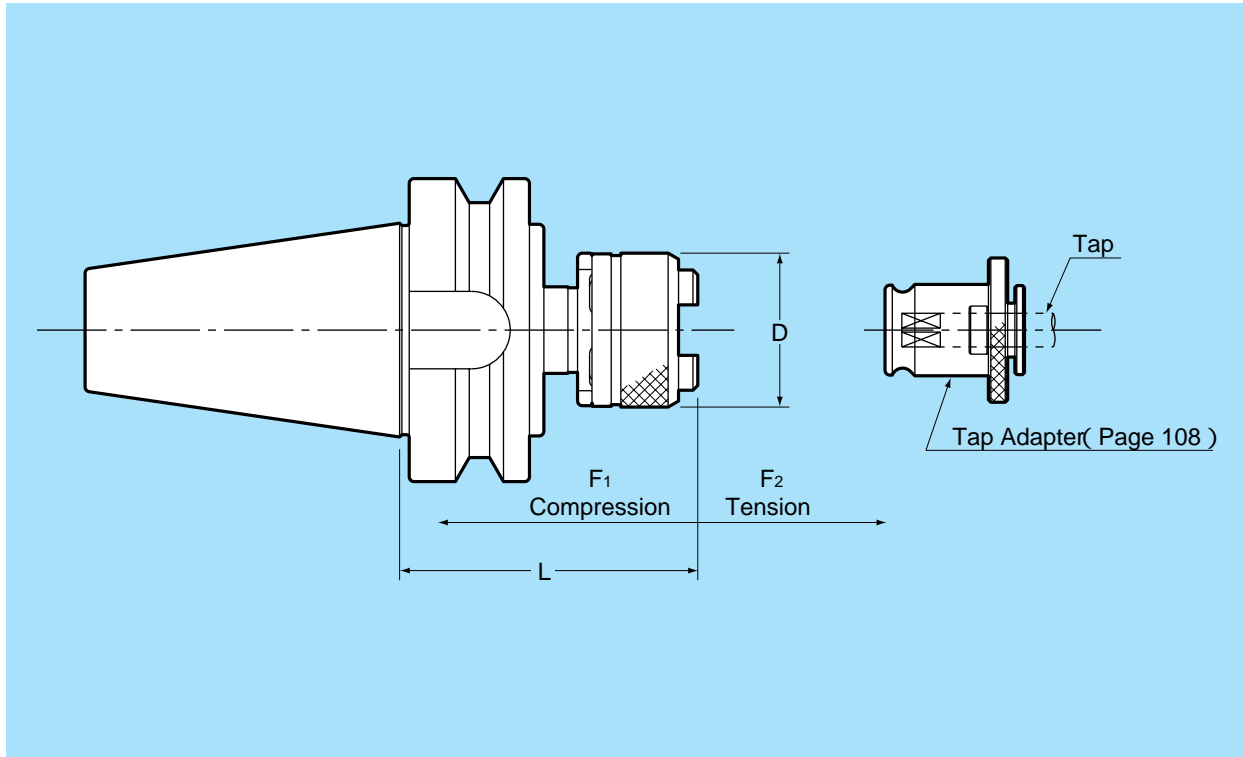
Part Number	Tapping Capacity	Adapter Size	D	D <sub>1</sub>	L	Length compensation	
						F <sub>1</sub>	F <sub>2</sub>
CAT 40	-TP1-1- 62	#0-12, 1/4-1/2 M 3 ~ M12	1	1.260	2.441	0.236	0.709
	-TP1-2- 93	5/16-7/8 M 8 ~ M22	2	1.969	1.750	3.681	0.591
	-TP1-3-164	13/16-1-3/8 M16 ~ M38	3	2.835	6.457	0.787	0.787
CAT 50	-TP1-1- 71	#0-12, 1/4-1/2 M 3 ~ M12	1	1.260	2.795	0.236	0.709
	-TP1-2-102	5/16-7/8 M 8 ~ M22	2	1.969	2.750	4.035	0.591
	-TP1-3-142	13/16-1-3/8 M16 ~ M38	3	2.835	5.591	0.787	0.787
	-TP1-4-165	7/8-1-3/4 M22 ~ M48	4	3.740	6.496	0.886	0.886

Ordering Example    CAT40-TP1-1-62

# Tap Holders BT / TP 1

## Feature

Axial Compensating  
Minimum Gauge length for maximum Z-axis clearance.  
Strong compression for roll tap applications.



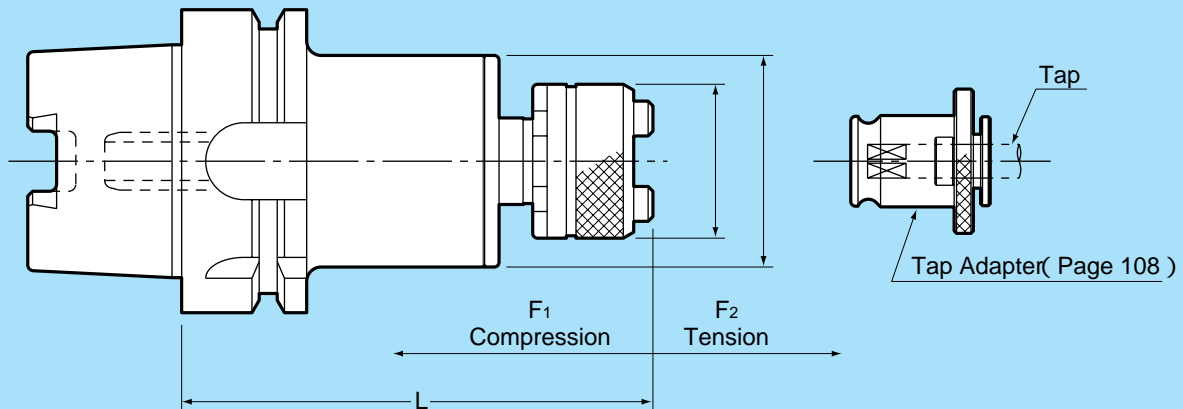
Part Number	Tapping Capacity	Adapter Size	D	L	Length compensation		
					F <sub>1</sub>	F <sub>2</sub>	
BT 30	-TP1-1- 57	#0-12,1/4-1/2 M 3 ~ M12	1	1.260	2.244	0.236	0.709
	-TP1-2- 95	5/16-7/8 M 8 ~ M22	2	1.969	3.740	0.394	0.591
BT 40	-TP1-1- 62	#0-12,1/4-1/2 M 3 ~ M12	1	1.260	2.441	0.236	0.709
	-TP1-2- 93	5/16-7/8 M 8 ~ M22	2	1.969	3.681	0.591	0.787
	-TP1-3-164	13/16-1-3/8 M16 ~ M38	3	2.835	6.457	0.787	
BT 50	-TP1-1- 71	#0-12,1/4-1/2 M 3 ~ M12	1	1.260	2.795	0.236	0.709
	-TP1-2-102	5/16-7/8 M 8 ~ M22	2	1.969	4.114	0.591	0.787
	-TP1-3-142	13/16-1-3/8 M16 ~ M38	3	2.835	5.591	0.787	
	-TP1-4-165	7/8-1-3/4 M22 ~ M48	4	3.740	6.496	0.886	0.886

**Ordering Example**    BT40-TP1-1-62

# Tap Holders H S K / T P 1

## Feature

Axial Compensating  
Minimum Gauge length for maximum Z-axis clearance.  
Strong compression for roll tap applications.



Part Number	Tapping Capacity (mm)	Adapter Size	D	D <sub>1</sub>	L	Length compensation		
						F <sub>1</sub>	F <sub>2</sub>	
HSK 40 A -TP1-1-113	#0-12, 1/4-1/2 M3-M12	1	1.260	1.732	4.449	0.236	0.709	
HSK 63 A	-TP1-1-113	#0-12, 1/4-1/2 M3-M12	1	1.260	1.732	4.449	0.236	0.709
	-TP1-2-139	5/16-7/8 M8-M20	2	1.969	1.811	5.472	0.394	0.591
HSK 100 A	-TP1-1-113	#0-12, 1/4-1/2 M3-M12	1	1.260	1.732	4.449	0.236	0.709
	-TP1-2-139	5/16-7/8 M8-M20	2	1.969	1.811	5.472	0.394	0.591
	-TP1-3-211	13/16-1-3/8 M14-M33	3	2.835	2.441	8.307	0.787	0.787

**Ordering Example** HSK63A-TP1-1-113  
HSK63A-H-TP1-1-113 (HSK Type A with manual clamping hole.)

Coolant tube built-in.

" Through coolant " option not possible.