

Shrink Fit

NT's Shrink Fit system provides a slim symmetrical rigid tool holder body design that is precision ground making it the ideal chuck for your precise high speed applications. NT's shrink fit holders are designed so that the I.D. is slightly smaller than the tool shank. Placing the tool holder into a thermal induction heating, or hot air system expands the tool holder body diameter just large enough so the tool shank can be inserted into the tool holder. As the tool holder body cools, thermal contraction contracts the tool holder body evenly around the tool shank to achieve the most rigid connection available today! To remove the tool the process is reversed.

Heavy type S R D

CAT /Page 66
BT /Page 70
HSK /Page 76
HSK-E /Page 80

Slim type S R S

CAT /Page 82
BT /Page 86
HSK /Page 90
HSK-E /Page 94

Features

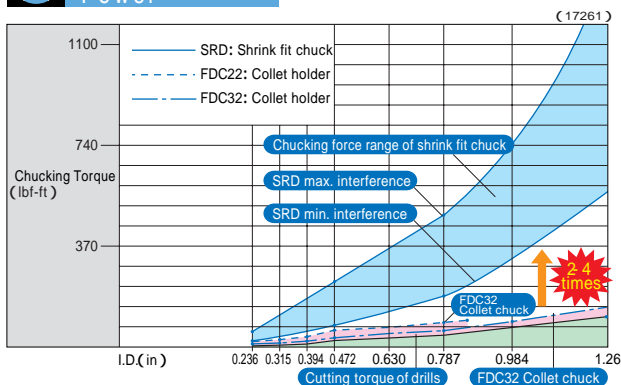
- Accuracy of 0.0002 T.I.R. at 4 times the tool shank diameter.
- Minimum deflection provides radial and axial accuracy during machining.
- The most uniform and highest clamping force available today.
- The most symmetric design without the use of moving parts or components makes this ideal for all your precision high speed applications.

Shrink Fit Features



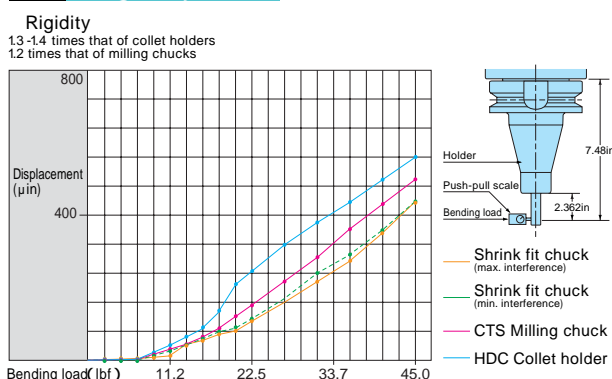
Superior Gripping Power

The chucking torque is 2 - 4 times higher than that of collet holders and hydraulic chucks.



Superior Rigidity

Cutting tools with short shanks can be used. Increased rigidity, feed rates, speed, and longer tool life is achieved.



High Speed Rotation

The symmetrical shape is ideal for high speed rotation.

Max. Rotation Speed

I.D. of chuck	Heavy and slim types	High-balanced type
SRD 3, SRS 3	20,000rpm	30,000rpm and over
SRD 4, SRS 4		
SRD 5, SRS 5		
SRD 6, SRS 6		
SRD 8, SRS 8		
SRD 10, SRS 10		
SRD 12, SRS 12		
SRD 16, SRS 16		
SRD 20, SRS 20		
SRD 25 SRD 32		

High-balanced type (SRD-G, SRS-G) is available upon request.
Maximum RPM is dependent on:
Machine capabilities Shank size Tool length and diameter



High Precision Run Out

Shrink Fit Chuck SRD

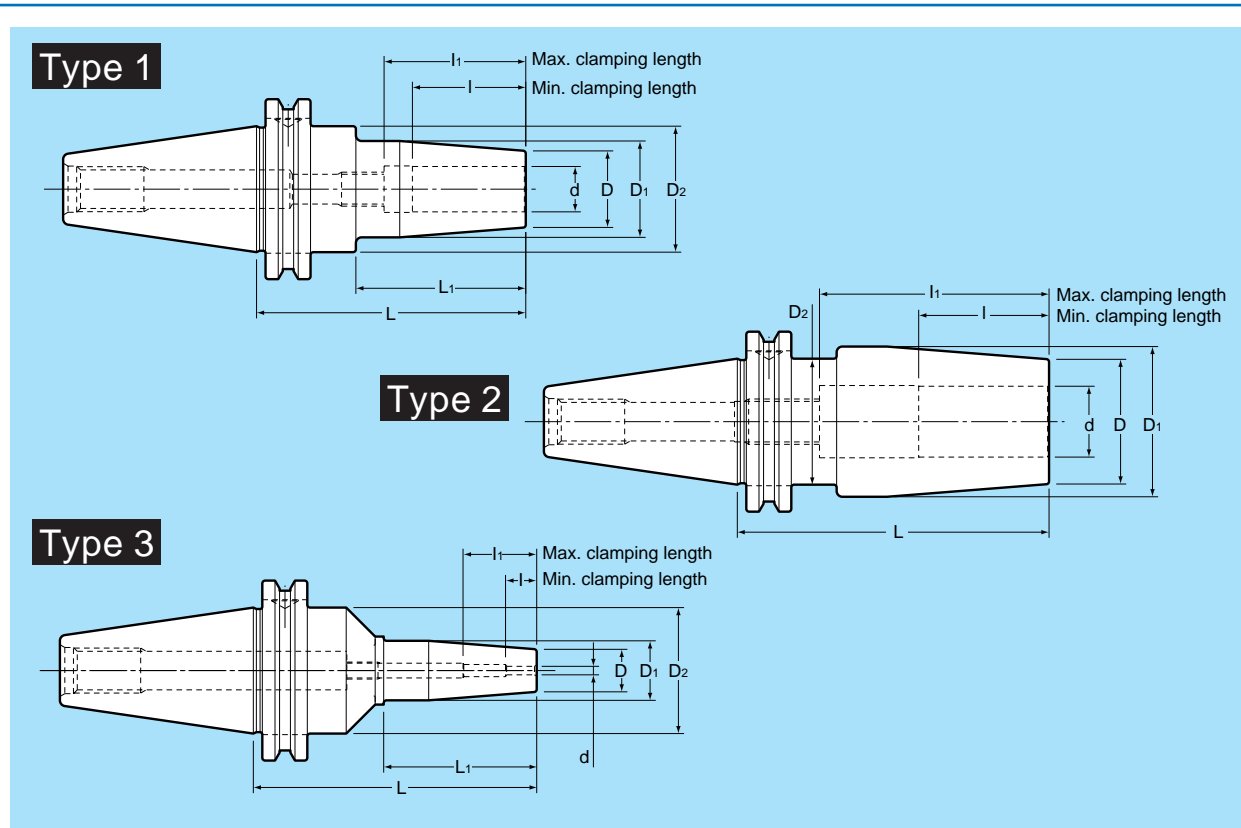


Side Lock Holder



Shrink-Fit Holders

CAT / SRD Metric



Part Number	Type	d (mm)	L	L ₁	D	D ₁	D ₂	I	I ₁
CAT 40	3	3	-100	3.937	2.126	0.591	0.827	1.969	0.394
			-120	4.724	2.913				
		-160	6.299	4.488					
		4	-100	3.937	2.244				
			-120	4.724	3.031				
		-160	6.299	4.606					
	5	-100	3.937	2.244					
		-120	4.724	3.031					
	-160	6.299	4.606						
	6	-100	3.937	2.244					
		-120	4.724	3.031					
	-160	6.299	4.606						
8	-100	3.937	2.244						
	-120	4.724	3.031						
-160	6.299	4.606							
1	6	-95	3.740	2.360	0.827	1.063	1.750	1.024	
		-120	4.724	3.344					
	-160	6.299	4.919						
	8	-95	3.740	2.360					
		-120	4.724	3.344					
	-160	6.299	4.919						
10	-95	3.740	2.360						
	-120	4.724	3.344						
-160	6.299	4.919							
12	-95	3.740	2.360						
	-120	4.724	3.344						
-160	6.299	4.919							
14	-95	3.740	2.360						
	-120	4.724	3.344						
-160	6.299	4.919							
16	-95	3.740	2.360						
	-120	4.724	3.344						
-160	6.299	4.919							

Shrink-Fit Holders

CAT / SRD Metric

Part Number	Type	d (mm)	L	L ₁	D	D ₁	D ₂	I	I ₁					
CAT 40	1	18	-95	3.740	2.360	1.299	1.654	1.750	1.575	3.150				
			-120	4.724	3.344									
			-160	6.299	4.919									
		20	-95	3.740	2.360									
			-120	4.724	3.344									
			-160	6.299	4.919									
	2	25	-110	4.331	1.732	2.087	1.890	3.780						
			-135	5.315										
			-160	6.299										
		32	-110	4.331										
			-135	5.315										
			-160	6.299										
CAT 50	3	3	-100	3.937	2.126	0.591	0.827	0.394	1.969					
			-120	4.724	2.913									
			-160	6.299	4.488									
			4	-100	3.937					2.244				
				-120	4.724					3.031				
				-160	6.299					4.606				
		5	5	-100	3.937					2.244	0.709	0.945	0.591	0.984
				-120	4.724					3.031				
				-160	6.299					4.606				
			6	-100	3.937					2.244				
				-120	4.724					3.031				
				-160	6.299					4.606				
	8	8	-100	3.937	2.244	1.417								
			-120	4.724	3.031									
			-160	6.299	4.606									
		6	-95	3.740	2.360		0.827	1.063	1.024	1.417				
			-120	4.724	3.344									
			-160	6.299	4.919									
	8	-95	3.740	2.360										
		-120	4.724	3.344										
		-160	6.299	4.919										
	1	10	-95	3.740	2.360	0.945	1.260	2.750	1.260					
			-120	4.724	3.344									
			-160	6.299	4.919									
			12	-95	3.740					2.360				
				-120	4.724					3.344				
				-160	6.299					4.919				
		14	14	-95	3.740			2.360	1.063	1.339	1.457	2.756		
				-120	4.724			3.344						
				-160	6.299			4.919						
16			-95	3.740	2.360									
			-120	4.724	3.344									
			-160	6.299	4.919									
1	18	-95	3.740	2.360	1.299	1.654	1.575	3.150						
		-120	4.724	3.344										
		-160	6.299	4.919										
		20	-95	3.740					2.360					
			-120	4.724					3.344					
			-160	6.299					4.919					
	25	25	-105	4.134			2.754	1.732	2.087	1.890	4.331			
			-120	4.724			3.344							
			-160	6.299			4.919							
		32	-105	4.134			2.754							
			-120	4.724			3.344							
			-160	6.299			4.919							

Ordering Example CAT40-SRD12A-120

See page 96 ~ 101 for heaters and accessories.

SRD6A and SRD8A can only be used with the induction type heater.

(They cannot be used with the economy type heater)

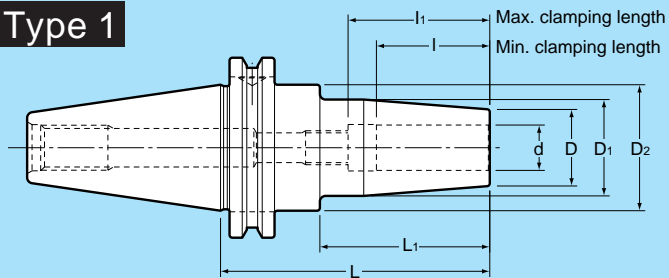
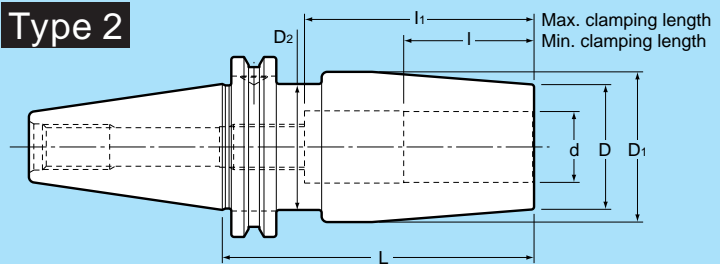
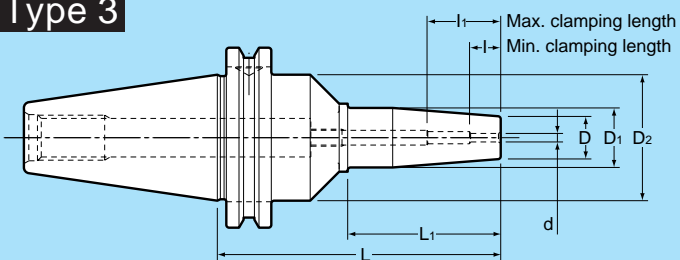
The ISG 2200 Induction Heater does not accept type 3 Shrink-Fit holders (See Dimension sheet), with d=0.98" (25mm) or bigger and L=6.5" (165mm) or bigger.

The SRK-IH3200 Induction Heater does not accept type 3 Shrink-Fit holders.

Two M4 x 5(S) hex-head screws are necessary to plug the air holes for coolant through operation.

Shrink-Fit Holders

CAT / SRD Inch

Type 1

Type 2

Type 3


Part Number		d	L	L ₁	D	D ₁	D ₂	I	I ₁
CAT 4 0	-SRD0125T	-100	3.937	2.126	0.591	0.827		0.394	1.969
		-120	4.724	2.913					
		-160	6.299	4.488					
	-SRD0187T	-100	3.937	2.244	0.709	0.945		0.591	0.984
		-120	4.724	3.031					
		-160	6.299	4.606					
	-SRD0250T	-100	3.937	2.244	0.827	1.063	1.750	1.024	1.417
		-120	4.724	3.031					
		-160	6.299	4.606					
	-SRD0312T	-100	3.973	2.244	0.945	1.260		1.260	1.969
		-120	4.724	3.031					
		-160	6.299	4.606					
	-SRD0250A	- 95	3.740	2.360	1.063	1.339		1.575	3.150
		-120	4.724	3.344					
		-160	6.299	4.919					
	-SRD0312A	- 95	3.740	2.360	1.260			1.260	1.969
		-120	4.724	3.344					
		-160	6.299	4.919					
-SRD0375A	- 95	3.740	2.360	1.339			1.575	3.150	
	-120	4.724	3.344						
	-160	6.299	4.919						
-SRD0500A	- 95	3.740	2.360	1.339			1.575	3.150	
	-120	4.724	3.344						
	-160	6.299	4.919						
-SRD0625A	- 95	3.740	2.360	1.339			1.575	3.150	
	-120	4.724	3.344						
	-160	6.299	4.919						

Shrink-Fit Holders

CAT / SRD Inch

Part Number	Type	d (mm)	L	L ₁	D	D ₁	D ₂	I	I ₁	
CAT 40	1	-95	3.740	2.360	1.299	1.654	1.750	1.575	3.386	
		-SRD0750A -120	0.750	4.724					3.344	3.937
		-160	6.299	4.919					3.386	
		-95	0.875	3.740					2.360	3.937
		-SRD0875A -120	0.875	4.724					3.344	3.937
		-160	6.299	4.919					3.937	
	2	-110	1.000	4.331	1.732	2.087	1.890	3.780		
		-SRD1000A -135	1.000	5.315				3.937		
		-160	6.299	-				3.780		
		-110	1.250	4.331				3.937		
		-SRD1250A -135	1.250	5.315				3.937		
		-160	6.299	3.937						
CAT 50	3	-100	0.125	3.937	2.126	0.591	0.827	0.394	1.969	
		-SRD0125T -120	0.125	4.724	2.913				1.969	
		-160	6.299	4.488	0.984					
		-100	0.187	3.937	2.244				0.984	
		-SRD0187T -120	0.187	4.724	3.031				0.984	
		-160	6.299	4.606	1.417					
	1	-100	0.250	3.937	2.244	0.709	0.945	1.417	1.417	
		SRD0250T -120	0.250	4.724	3.031				1.417	
		-160	6.299	4.606	1.969					
		-100	0.312	3.937	2.244				1.969	
		SRD0312T -120	0.312	4.724	3.031				1.969	
		-160	6.299	4.606	1.024					
	1	-95	0.250	3.740	2.360	0.827	1.063	2.750	1.024	
		-SRD0250A -120	0.250	4.724	3.344				1.417	
		-160	6.299	4.919	1.969					
		-95	0.312	3.740	2.360				1.969	
		-SRD0312A -120	0.312	4.724	3.344				1.969	
		-160	6.299	4.919	1.260					
		-95	0.375	3.740	2.360				1.260	
		-SRD0375A -120	0.375	4.724	3.344				1.260	
		-160	6.299	4.919	2.244					
		-95	0.500	3.740	2.360				2.244	
		-SRD0500A -120	0.500	4.724	3.344				2.244	
		-160	6.299	4.919	3.150					
		-95	0.625	3.740	2.360				3.150	
		-SRD0625A -120	0.625	4.724	3.344				3.150	
		-160	6.299	4.919	1.575					
		-95	0.750	3.740	2.360				1.575	
		-SRD0750A -120	0.750	4.724	3.344				1.575	
		-160	6.299	4.919	3.386					
-95	0.875	3.740	2.360	3.386						
-SRD0875A -120	0.875	4.724	3.344	3.386						
-160	6.299	4.919	3.937							
-105	1.000	4.134	2.754	3.780						
-SRD1000A -120	1.000	4.724	3.344	3.780						
-160	6.299	4.919	1.890							
-105	1.250	4.134	2.754	1.890						
-SRD1250A -120	1.250	4.724	3.344	1.890						
-160	6.299	4.919	3.937							
-105	1.500	4.134	2.754	3.937						
-SRD1500A -120	1.500	4.724	3.344	3.937						
-160	6.299	4.919								

Ordering Example CAT40-SRD0500A-120

See page 96 ~ 101 for heaters and accessories.

SRD0250A and SRD0312A can only be used with the induction type heater.

(They cannot be used with the economy type heater)

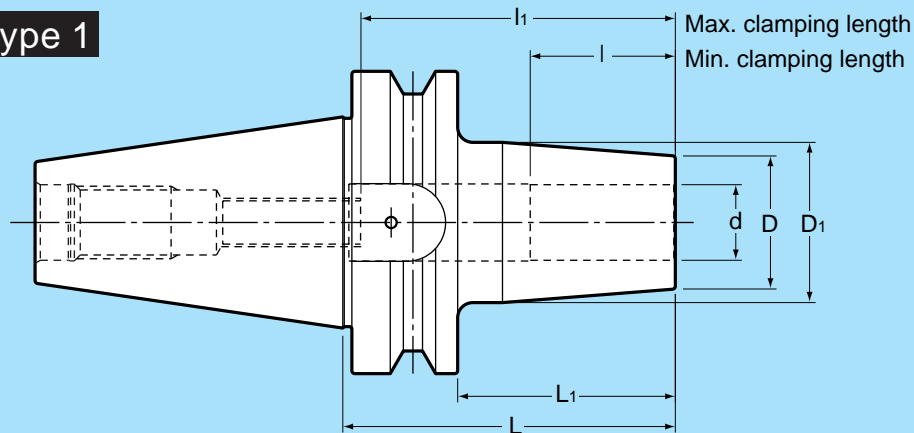
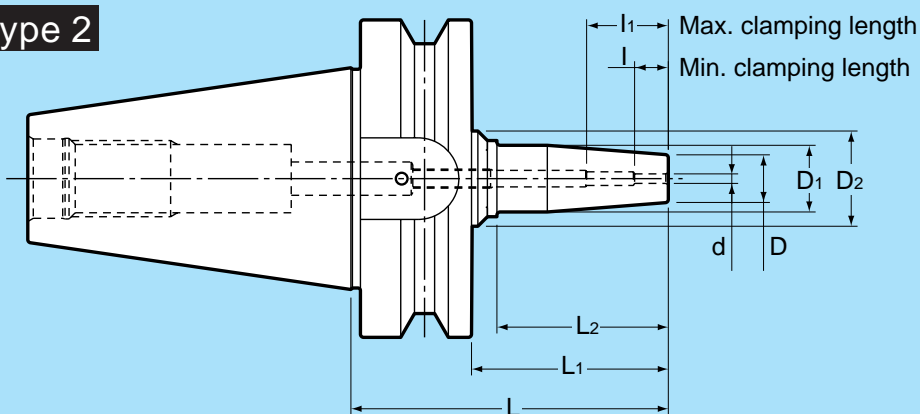
The ISG 2200 Induction Heater does not accept type 3 Shrink-Fit holders (See Dimension sheet), with d=0.98 " (25mm) or bigger and L=6.5 " (165mm) or bigger.

The SRK-IH3200 Induction Heater does not accept type 3 Shrink-Fit holders.

Two M4 x 5(S) hex-head screws are necessary to plug the air holes for coolant through operation.

Shrink-Fit Holders

BT / SRD Metric

Type 1

Type 2


Part Number	Type	d (mm)	L	L ₁	D	D ₁	l	l ₁	L ₂	D ₂
BT 30	2	3	- 85	3.346	2.480	0.591	0.827	0.394	2.126	1.181
			- 105	4.134	3.268				2.913	
			- 145	5.709	4.843				4.488	
		4	- 85	3.346	2.480	0.709	0.945	0.472	2.244	
			- 105	4.134	3.268				3.031	
			- 145	5.709	4.843				4.606	
	5	- 85	3.346	2.480	0.709	0.945	0.591	0.984	3.031	
		- 105	4.134	3.268				4.606		
		- 145	5.709	4.843				4.606		
	6	- 85	3.346	2.480	0.709	0.945	0.591	0.984	3.031	
		- 105	4.134	3.268				4.606		
		- 145	5.709	4.843				4.606		
8	- 85	3.346	2.480	0.709	0.945	0.591	0.984	3.031		
	- 105	4.134	3.268				4.606			
	- 145	5.709	4.843				4.606			
1	6	- 80	3.150	2.283	0.827	1.063	1.024	1.417	-	
		- 105	4.134	3.268				1.417		
		- 120	4.724	3.858				1.417		
	8	- 80	3.150	2.283	0.827	1.063	1.024	1.417	-	
		- 105	4.134	3.268				1.417		
		- 120	4.724	3.858				1.417		
10	- 80	3.150	2.283	0.827	1.063	1.024	1.417	-		
	- 105	4.134	3.268				1.417			
	- 120	4.724	3.858				1.417			
12	- 80	3.150	2.283	0.827	1.063	1.024	1.417	-		
	- 105	4.134	3.268				1.417			
	- 120	4.724	3.858				1.417			

Shrink-Fit Holders

BT / SRD Metric

Part Number	Type	d (mm)	L	L ₁	D	D ₁	l	l ₁	L ₂	D ₂							
BT 30	1	14	- 80	3.150	2.283	1.063	1.339	1.457	2.756	-	-						
			-SRD14A -105	4.134	3.268												
			-120	4.724	3.858												
		-SRD16A	16	- 80	3.150	2.283	1.063	1.339	1.575	3.150	-	-					
				-105	4.134	3.268											
				-120	4.724	3.858											
BT 40	2	3	-100	3.937	2.874	0.591	0.827	0.394	1.969	2.126	-						
			-SRD 3T -120	4.724	3.661							0.591	0.827	0.394	2.913		
			-160	6.299	5.236							0.591	0.827	0.394	4.488		
		-SRD 4T	4	-100	3.937	2.874	0.591	0.827	0.472	1.969	2.244	-					
				-120	4.724	3.661							0.591	0.827	0.472	3.031	
				-160	6.299	5.236							0.591	0.827	0.472	4.606	
		-SRD 5T	5	-100	3.937	2.874	0.709	0.945	0.591	0.984	3.031	1.181					
				-120	4.724	3.661							0.709	0.945	0.591	0.984	4.606
				-160	6.299	5.236							0.709	0.945	0.591	0.984	6.299
		-SRD 6T	6	-100	3.937	2.874	0.709	0.945	1.417	3.031	2.244	-					
				-120	4.724	3.661							0.709	0.945	1.417	3.031	4.606
				-160	6.299	5.236							0.709	0.945	1.417	3.031	6.299
		-SRD 8T	8	-100	3.937	2.874	0.709	0.945	1.969	3.031	2.244	-					
				-120	4.724	3.661							0.709	0.945	1.969	3.031	4.606
				-160	6.299	5.236							0.709	0.945	1.969	3.031	6.299
		-SRD 6A	1	6	- 90	3.543	2.480	0.827	1.063	1.024	1.417	-	-				
					-120	4.724	3.661							0.827	1.063	1.024	1.417
					-160	6.299	5.236							0.827	1.063	1.024	1.417
	-SRD 8A			8	- 90	3.543	2.480	0.827	1.063	1.969	-	-	-				
					-120	4.724	3.661							0.827	1.063	1.969	1.969
					-160	6.299	5.236							0.827	1.063	1.969	1.969
	-SRD10A			10	- 90	3.543	2.480	0.945	1.260	1.260	-	-	-				
					-120	4.724	3.661							0.945	1.260	1.260	1.260
					-160	6.299	5.236							0.945	1.260	1.260	1.260
	-SRD12A			12	- 90	3.543	2.480	0.945	1.260	1.457	2.756	-	-				
					-120	4.724	3.661							0.945	1.260	1.457	2.756
					-160	6.299	5.236							0.945	1.260	1.457	2.756
	-SRD14A			14	- 90	3.543	2.480	1.063	1.339	-	-	-	-				
					-120	4.724	3.661							1.063	1.339	1.339	1.339
					-160	6.299	5.236							1.063	1.339	1.339	1.339
	-SRD16A			16	- 90	3.543	2.480	1.063	1.339	1.575	3.150	-	-				
					-120	4.724	3.661							1.063	1.339	1.575	3.150
					-160	6.299	5.236							1.063	1.339	1.575	3.150
	-SRD18A	18	- 90	3.543	2.480	1.299	1.654	-	-	-	-						
			-120	4.724	3.661							1.299	1.654	1.654	1.654		
			-160	6.299	5.236							1.299	1.654	1.654	1.654		
-SRD20A	20	- 90	3.543	2.480	1.299	1.654	1.654	3.386	-	-							
		-120	4.724	3.661							1.299	1.654	1.654	3.386			
		-160	6.299	5.236							1.299	1.654	1.654	3.386			
-SRD25A	25	-100	3.937	2.874	1.732	2.087	1.890	3.780	-	-							
		-120	4.724	3.661							1.732	2.087	1.890	3.780			
		-160	6.299	5.236							1.732	2.087	1.890	3.780			
-SRD32A	32	-100	3.937	2.874	1.732	2.087	1.890	3.780	-	-							
		-120	4.724	3.661							1.732	2.087	1.890	3.780			
		-160	6.299	5.236							1.732	2.087	1.890	3.780			

Shrink-Fit Holders

BT / SRD Metric

Part Number	Type	d (mm)	L	L ₁	D	D ₁	I	I ₁	L ₂	D ₂		
BT 50	2	3	-100	3.937	2.441	0.591	0.827	0.394	1.969	2.126	1.181	
			-120	4.724	3.228					2.913		
			-160	6.299	4.803					4.488		
			-100	3.937	2.441					2.244		
			-120	4.724	3.228					3.031		
			-160	6.299	4.803					4.606		
		4	-100	3.937	2.441	0.709	0.945	0.472	1.417	2.244		
			-120	4.724	3.228					3.031		
			-160	6.299	4.803					4.606		
			-100	3.937	2.441					2.244		
			-120	4.724	3.228					3.031		
			-160	6.299	4.803					4.606		
	1	6	-100	3.937	2.441	0.827	1.063	1.024	1.417	1.969	-	
			-120	4.724	3.228							2.913
			-160	6.299	4.803							4.488
			-100	3.937	2.441							2.244
			-120	4.724	3.228							3.031
			-160	6.299	4.803							4.606
		8	-100	3.937	2.441	1.063	1.339	1.457	2.756	-	-	
			-120	4.724	3.228							2.913
			-160	6.299	4.803							4.488
			-100	3.937	2.441							2.244
			-120	4.724	3.228							3.031
			-160	6.299	4.803							4.606
10	-100	3.937	2.441	1.299	1.654	1.575	3.150	-	-			
	-120	4.724	3.228							2.913		
	-160	6.299	4.803							4.488		
	-100	3.937	2.441							2.244		
	-120	4.724	3.228							3.031		
	-160	6.299	4.803							4.606		
12	-100	3.937	2.441	1.732	2.087	1.890	4.331	-	-			
	-120	4.724	3.228							2.913		
	-160	6.299	4.803							4.488		
	-100	3.937	2.441							2.244		
	-120	4.724	3.228							3.031		
	-160	6.299	4.803							4.606		
14	-110	4.331	2.835	1.732	2.087	1.890	4.331	-	-			
	-135	5.315	3.819							2.913		
	-160	6.299	4.803							4.488		
	-110	4.331	2.835							2.244		
	-135	5.315	3.819							3.031		
	-160	6.299	4.803							4.606		
16	-110	4.331	2.835	1.732	2.087	1.890	4.331	-	-			
	-135	5.315	3.819							2.913		
	-160	6.299	4.803							4.488		
	-110	4.331	2.835							2.244		
	-135	5.315	3.819							3.031		
	-160	6.299	4.803							4.606		
18	-110	4.331	2.835	1.732	2.087	1.890	4.331	-	-			
	-135	5.315	3.819							2.913		
	-160	6.299	4.803							4.488		
	-110	4.331	2.835							2.244		
	-135	5.315	3.819							3.031		
	-160	6.299	4.803							4.606		
20	-110	4.331	2.835	1.732	2.087	1.890	4.331	-	-			
	-135	5.315	3.819							2.913		
	-160	6.299	4.803							4.488		
	-110	4.331	2.835							2.244		
	-135	5.315	3.819							3.031		
	-160	6.299	4.803							4.606		
25	-110	4.331	2.835	1.732	2.087	1.890	4.331	-	-			
	-135	5.315	3.819							2.913		
	-160	6.299	4.803							4.488		
	-110	4.331	2.835							2.244		
	-135	5.315	3.819							3.031		
	-160	6.299	4.803							4.606		
32	-110	4.331	2.835	1.732	2.087	1.890	4.331	-	-			
	-135	5.315	3.819							2.913		
	-160	6.299	4.803							4.488		
	-110	4.331	2.835							2.244		
	-135	5.315	3.819							3.031		
	-160	6.299	4.803							4.606		

Ordering Example BT40-SRD12A-120

See page 96 ~ 101 for heaters and accessories.

SRD6A and SRD8A can only be used with the induction type heater.

(They cannot be used with the economy type heater)

The ISG 2200 Induction Heater does not accept type 2 Shrink-Fit holders (See Dimension sheet), with d=0.98" (25mm) or bigger and L=6.5" (165mm) or bigger.

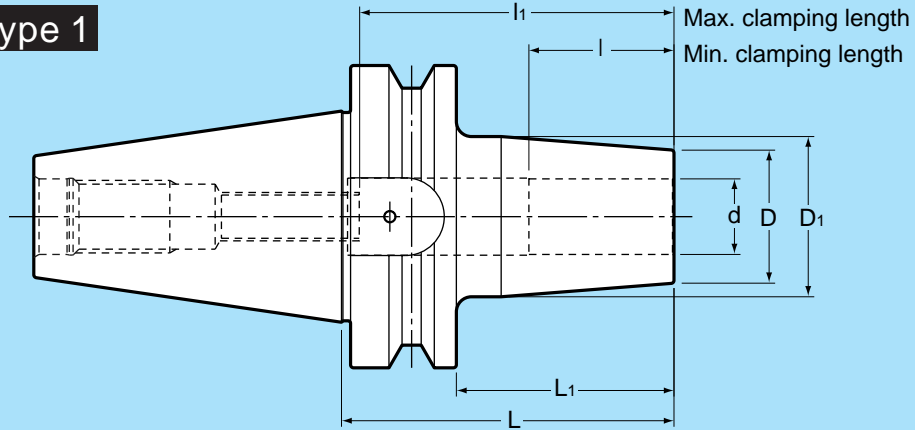
The SRK-IH3200 Induction Heater does not accept type 2 Shrink-Fit holders.

Two M4 x 5(S) hex-head screws are necessary to plug the air holes for coolant through operation.

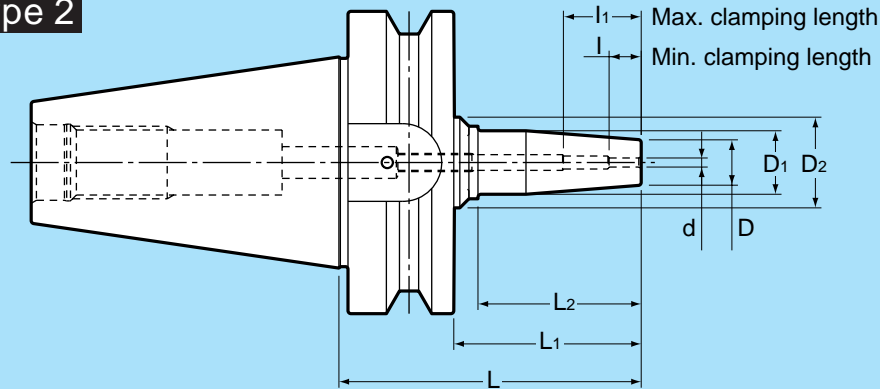
Shrink-Fit Holders

BT / SRD Inch

Type 1



Type 2



Part Number	Type	d	L	L ₁	D	D ₁	l	l ₁	L ₂	D ₂			
BT 30	- 85	-SRD0125T	-105	3.346	2.480	0.591	0.827	0.394	1.969	2.126	1.181		
			-145	5.709	4.843					2.913			
			-145	5.709	4.843					4.488			
			- 85	3.346	2.480					2.244			
			-105	4.134	3.268					0.591		0.984	3.031
			-145	5.709	4.843					4.606			
	- 85	-SRD0250T	-105	3.346	2.480	0.709	0.945	1.417	3.031	2.244			
			-145	5.709	4.843					4.606			
			- 85	3.346	2.480					2.244			
			-105	4.134	3.268					1.969	3.031		
			-145	5.709	4.843					4.606			
			- 85	3.346	2.480					2.244			
	- 80	-SRD0250A	-105	3.150	2.283	0.827	1.063	1.417	1.969	2.126			
			-120	4.724	3.858					2.913			
			- 80	3.150	2.283					2.244			
			-105	4.134	3.268					0.591	0.984	3.031	
			-120	4.724	3.858					4.606			
			- 80	3.150	2.283					2.244			
	- 80	-SRD0312A	-105	3.150	2.283	0.945	1.260	1.457	2.244	2.126			
			-120	4.724	3.858					2.913			
			- 80	3.150	2.283					2.244			
			-105	4.134	3.268					1.969	3.031		
			-120	4.724	3.858					4.606			
			- 80	3.150	2.283					2.244			
- 80	-SRD0375A	-105	3.150	2.283	1.063	1.339	1.575	3.150	2.126				
		-120	4.724	3.858					2.913				
		- 80	3.150	2.283					2.244				
		-105	4.134	3.268					1.969	3.031			
		-120	4.724	3.858					4.606				
		- 80	3.150	2.283					2.244				
- 80	-SRD0500A	-105	3.150	2.283	1.339	1.575	1.575	3.150	2.126				
		-120	4.724	3.858					2.913				
		- 80	3.150	2.283					2.244				
		-105	4.134	3.268					1.969	3.031			
		-120	4.724	3.858					4.606				
		- 80	3.150	2.283					2.244				
- 80	-SRD0625A	-105	3.150	2.283	1.575	1.575	1.575	3.150	2.126				
		-120	4.724	3.858					2.913				
		- 80	3.150	2.283					2.244				
		-105	4.134	3.268					1.969	3.031			
		-120	4.724	3.858					4.606				
		- 80	3.150	2.283					2.244				

Shrink-Fit Holders

BT / SRD Inch

Part Number	Type	d	L	L ₁	D	D ₁	I	I ₁	L ₂	D ₂
-SRD0125T	-100	0.125	3.937	2.874	0.591	0.827	0.394	1.969	2.126	
	-120		4.724	3.661					2.913	
	-160		6.299	5.236					4.488	
-SRD0187T	-100	0.187	3.937	2.874			0.591	0.984	2.244	1.181
	-120		4.724	3.661					3.031	
	-160		6.299	5.236					4.606	
-SRD0250T	-100	0.250	3.937	2.874	0.709	0.945		1.417	2.244	
	-120		4.724	3.661					3.031	
	-160		6.299	5.236					4.606	
-SRD0312T	-100	0.312	3.937	2.874				1.969	2.244	
	-120		4.724	3.661					3.031	
	-160		6.299	5.236					4.606	
-SRD0250A	- 90	0.250	3.543	2.480	0.827	1.063		1.417		
	-120		4.724	3.661						
	-160		6.299	5.236						
-SRD0312A	- 90	0.312	3.543	2.480				1.969		
	-120		4.724	3.661						
	-160		6.299	5.236						
-SRD0375A	- 90	0.375	3.543	2.480	0.945	1.260		1.260		
	-120		4.724	3.661						
	-160		6.299	5.236						
-SRD0500A	- 90	0.500	3.543	2.480				1.457	2.244	
	-120		4.724	3.661						
	-160		6.299	5.236						
-SRD0625A	- 90	0.625	3.543	2.480	1.063	1.339		3.150	-	-
	-120		4.724	3.661						
	-160		6.299	5.236						
-SRD0750A	- 90	0.750	3.543	2.480	1.299	1.654		1.575	3.386	
	-120		4.724	3.661					3.937	
	-160		6.299	5.236						
-SRD0875A	- 90	0.875	3.543	2.480			1.654	3.386		
	-120		4.724	3.661					3.937	
	-160		6.299	5.236						
-SRD1000A	-100	1.000	3.937	2.874	1.732	2.087	1.890	3.780		
	-120		4.724	3.661					3.937	
	-160		6.299	5.236						
-SRD1250A	-100	1.250	3.937	2.874				3.780		
	-120		4.724	3.661					3.937	
	-160		6.299	5.236						

Shrink-Fit Holders

BT / SRD Inch

Part Number	Type	d	L	L ₁	D	D ₁	I	I ₁	L ₂	D ₂
-SRD0125T	-100	0.125	3.937	2.441	0.591	0.827	0.394	1.969	2.126	
	-120		4.724	3.228					2.913	
	-160		6.299	4.803					4.488	
-SRD0187T	-100	0.187	3.937	2.441			0.591	0.984	2.244	1.181
	-120		4.724	3.228					3.031	
	-160		6.299	4.803					4.606	
-SRD0250T	-100	0.250	3.937	2.441	0.709	0.945		1.417	2.244	
	-120		4.724	3.228					3.031	
	-160		6.299	4.803					4.606	
-SRD0312T	-100	0.312	3.937	2.441				1.969	2.244	
	-120		4.724	3.228					3.031	
	-160		6.299	4.803					4.606	
-SRD0250A	-100	0.250	3.937	2.441				1.417		
	-120		4.724	3.228						
	-160		6.299	4.803						
-SRD0312A	-100	0.312	3.937	2.441	0.827	1.063				
	-120		4.724	3.228						
	-160		6.299	4.803						
-SRD0375A	-100	0.375	3.937	2.441				1.260		
	-120		4.724	3.228						
	-160		6.299	4.803						
-SRD0500A	-100	0.500	3.937	2.441				1.457	2.244	
	-120		4.724	3.228						
	-160		6.299	4.803						
-SRD0625A	-100	0.625	3.937	2.441	1.063	1.339		3.150		
	-120		4.724	3.228						
	-160		6.299	4.803						
-SRD0750A	-100	0.750	3.937	2.441			1.575		3.386	
	-120		4.724	3.228						
	-160		6.299	4.803						
-SRD0875A	-100	0.875	3.937	2.441	1.299	1.654		1.654	3.386	
	-120		4.724	3.228					3.937	
	-160		6.299	4.803						
-SRD1000A	-110	1.000	4.331	2.835					3.780	
	-135		5.315	3.819						
	-160		6.299	4.803						
-SRD1250A	-110	1.250	4.331	2.835	1.732	2.087	1.890	3.937		
	-135		5.315	3.819						
	-160		6.299	4.803						
-SRD1500A	-110	1.500	4.331	2.835						
	-135		5.315	3.819						
	-160		6.299	4.803						

Ordering Example BT40-SRD0500A-120

See page 96 ~ 101 for heaters and accessories.

SRD0250A and SRD0312A can only be used with the induction type heater.

(They cannot be used with the economy type heater)

The ISG 2200 Induction Heater does not accept type 2 Shrink-Fit holders (See Dimension sheet), with d=0.98" (25mm) or bigger and L=6.5" (165mm) or bigger.

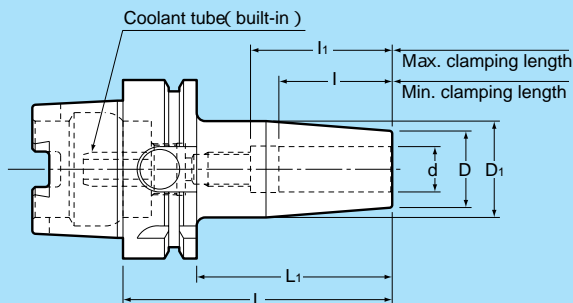
The SRK-IH3200 Induction Heater does not accept type 2 Shrink-Fit holders.

Two M4 x 5(S) hex-head screws are necessary to plug the air holes for coolant through operation.

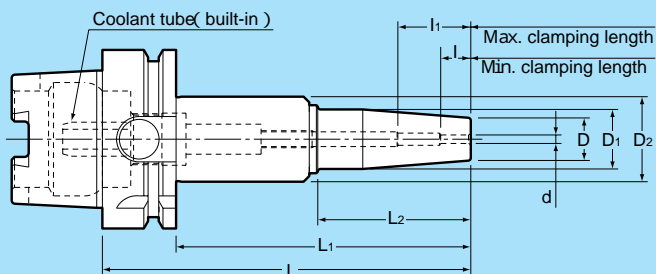
Shrink-Fit Holders

HSK - A / SRD Metric

Type 1



Type 2



Part Number	Type	d (mm)	L	L ₁	D	D ₁	I	l ₁	L ₂	D ₂		
HSK40A	2	3	-115	4.528	3.740	0.591	0.827	0.394	2.126	1.181		
			-135	5.315	4.528						1.969	
		4	-115	4.528	3.740	0.709	0.945	0.472	0.984	2.244		
			-135	5.315	4.528						3.031	
		5	-115	4.528	3.740	0.709	0.945	0.591	0.984	2.244		
			-135	5.315	4.528						3.031	
		6	-115	4.528	3.740	0.709	0.945	0.591	0.984	2.244		
			-135	5.315	4.528						3.031	
		8	-115	4.528	3.740	0.709	0.945	0.591	0.984	2.244		
			-135	5.315	4.528						3.031	
	1	6	-80	3.150	2.362	0.827	1.063	1.024	1.417	-	-	
			-120	4.724	3.937							1.969
		8	-120	4.724	3.937	0.827	1.063	1.024	1.417	-	-	
			-160	6.299	5.512							1.969
		10	-80	3.150	2.362	0.945	1.260	1.260	1.654	-	-	
			-120	4.724	3.937							1.969
		12	-120	3.543	2.756	0.945	1.260	1.260	1.850	-	-	
			-160	6.299	5.512							2.756
		14	-90	3.543	2.756	0.945	1.260	1.260	1.457	1.850	-	-
			-120	4.724	3.937							
16	-160	6.299	5.512	1.063	1.339	1.339	1.969	2.756	-	-		
	-90	3.543	2.756								1.969	
HSK63A	2	3	-130	5.118	4.094	0.591	0.827	0.394	2.126	1.181		
			-150	5.906	4.882						1.969	
		4	-130	5.118	4.094	0.709	0.945	0.472	0.984	2.244		
			-150	5.906	4.882						3.031	
		5	-130	5.118	4.094	0.709	0.945	0.591	0.984	2.244		
			-150	5.906	4.882						3.031	
		6	-130	5.118	4.094	0.709	0.945	0.591	0.984	2.244		
			-150	5.906	4.882						3.031	
		8	-130	5.118	4.094	0.709	0.945	0.591	0.984	2.244		
			-150	5.906	4.882						3.031	
	1	6	-80	3.150	2.126	0.827	1.063	1.024	1.417	-	-	
			-120	4.724	3.701							1.969
		8	-120	4.724	3.701	0.827	1.063	1.024	1.417	-	-	
			-160	6.299	5.276							1.969
		10	-85	3.346	2.323	0.945	1.260	1.260	1.654	-	-	
			-120	4.724	3.701							1.969
		16	-160	6.299	5.276	0.945	1.260	1.260	1.969	-	-	
			-120	4.724	3.701							1.969

Shrink-Fit Holders

HSK - A / SRD Metric

Part Number	Type	d (mm)	L	L ₁	D	D ₁	I	I ₁	L ₂	D ₁		
HSK63A	1	12	-90	3.543	2.520	0.945	1.260	1.457	1.850	-	-	
			-120	4.724	3.701				2.756			
			-160	6.299	5.276				3.150			
		-SRD14A	14	-90	3.543	2.520	1.063	1.339	1.575	1.850	-	-
				-120	4.724	3.701				2.756		
				-160	6.299	5.276				3.150		
		-SRD16A	16	-95	3.740	2.717	1.299	1.654	1.654	1.969	-	-
				-120	4.724	3.701				2.756		
				-160	6.299	5.276				3.150		
		-SRD18A	18	-95	3.740	2.717	1.732	2.087	1.890	1.969	-	-
				-120	4.724	3.701				2.756		
				-160	6.299	5.276				3.150		
		-SRD20A	20	-100	3.937	2.913	1.732	2.087	1.890	2.047	-	-
				-160	6.299	5.276				3.583		
-SRD25A	25	-115	4.528	3.504	1.732	2.087	1.890	2.441	-	-		
		-160	6.299	5.276				3.819				
-SRD32A	32	-120	4.724	3.701	1.732	2.087	1.890	2.441	-	-		
		-160	6.299	5.276				3.819				
HSK100A	2	3	-145	5.709	4.567	0.591	0.827	0.394	2.126	-	-	
			-165	6.496	5.354				2.913			
		-SRD 4T	4	-145	5.709	4.567	0.709	0.945	0.472	1.969	-	-
				-165	6.496	5.354				3.031		
		-SRD 5T	5	-145	5.709	4.567	0.709	0.945	0.591	0.984	-	1.181
				-165	6.496	5.354				3.031		
	-SRD 6T	6	-145	5.709	4.567	0.709	0.945	0.591	1.417	-	-	
			-165	6.496	5.354				3.031			
	-SRD 8T	8	-145	5.709	4.567	0.709	0.945	0.591	1.969	-	-	
			-165	6.496	5.354				3.031			
	-SRD 6A	6	-85	3.346	2.205	0.827	1.063	1.024	1.417	-	-	
			-120	4.724	3.583				1.969			
	-SRD 8A	8	-85	3.346	2.205	0.827	1.063	1.024	1.417	-	-	
			-120	4.724	3.583				1.969			
	-SRD10A	10	-90	3.543	2.402	0.945	1.260	1.260	1.654	-	-	
			-120	4.724	3.583				1.969			
	-SRD12A	12	-160	6.299	5.157	0.945	1.260	1.260	1.850	-	-	
			-95	3.740	2.598				2.756			
	-SRD14A	14	-95	3.740	2.598	1.063	1.339	1.457	1.850	-	-	
			-120	4.724	3.583				2.756			
	-SRD16A	16	-100	3.937	2.795	1.063	1.339	1.457	1.969	-	-	
			-160	6.299	5.157				3.150			
	-SRD18A	18	-100	3.937	2.795	1.299	1.654	1.575	1.969	-	-	
			-160	6.299	5.157				3.150			
-SRD20A	20	-105	4.134	2.992	1.299	1.654	1.654	2.047	-	-		
		-160	6.299	5.157				3.583				
-SRD25A	25	-115	4.528	3.386	1.299	1.654	1.654	2.283	-	-		
		-160	6.299	5.157				3.661				
-SRD32A	32	-120	4.724	3.583	1.732	2.087	1.890	2.283	-	-		
		-160	6.299	5.157				3.661				

Ordering Example HSK63A-SRD12A-120

HSK63A-H-SRD12A-120 (HSK Type A with manual clamping hole.)

Coolant tube built-in.

See page 96 ~ 101 for heaters and accessories.

SRD6A and SRD8A can only be used with the induction type heater.

(They cannot be used with the economy type heater)

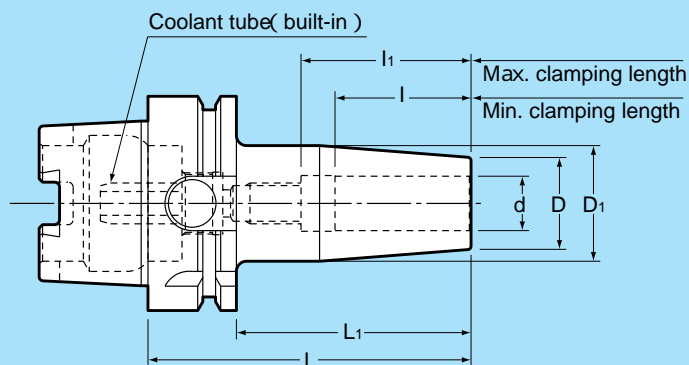
The ISG 2200 Induction Heater does not accept type 2 Shrink-Fit holders (See Dimension sheet), with d=0.98" (25mm) or bigger and L=6.5" (165mm) or bigger.

The SRK-IH3200 Induction Heater does not accept type 2 Shrink-Fit holders.

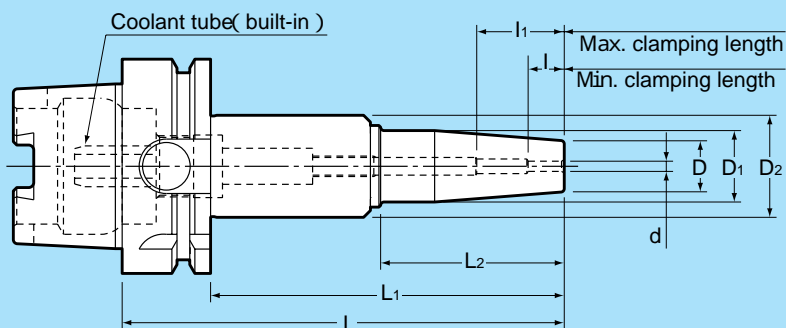
Shrink-Fit Holders

HSK - A / SRD Inch

Type 1



Type 2



Shrink-Fit Holders HSK-A/SRD

Part Number	Type	d	L	L ₁	D	D ₁	I	I ₁	L ₂	D ₂			
HSK 40 A	2	-SRD0125T -115	4.528	3.740	0.591	0.827	0.394	1.969	2.126	1.181			
			-135	5.315					4.528		2.913		
		-SRD0187T -115	4.528	3.740	0.709	0.945	0.591	0.984	2.244				
			-135	5.315					4.528		3.031		
		-SRD0250T -115	4.528	3.740	0.709	0.945	1.417	2.244					
			-135	5.315				4.528	3.031				
	-SRD0312T -115	4.528	3.740	1.969	2.244								
		-135	5.315		4.528	3.031							
	-SRD0250A -80	1	0.250	3.150	2.362	0.827	1.063	1.024	1.417	-	-		
				-120	4.724							3.937	
				-160	6.299							5.512	
		-SRD0312A -120	1	0.312	3.150	2.362	0.945	1.260	1.260	1.654	-	-	
					-160	4.724							3.937
					-80	6.299							5.512
	-SRD0375A -120	1	0.375	3.543	2.756	0.945	1.260	1.457	2.756	-	-		
				-160	4.724							3.937	
				-90	6.299							5.512	
				-120	3.543							2.756	
-SRD0500A -120	1	0.500	4.724	3.937	1.063	1.339	1.575	2.756	-	-			
			-160	6.299							5.512		
			-90	3.543							2.756		
			-120	4.724							3.937		
-SRD0625A -120	1	0.625	4.724	3.937	1.063	1.339	1.575	2.756	-	-			
			-160	6.299							5.512		
			-90	3.543							2.756		
			-120	4.724							3.937		
HSK 63 A	2	-SRD0125T -130	5.118	4.094	0.591	0.827	0.394	1.969	2.126	1.181			
			-150	5.906					4.882		2.913		
		-SRD0187T -130	5.118	4.094	0.709	0.945	0.591	0.984	2.244				
			-150	5.906					4.882		3.031		
		-SRD0250T -130	5.118	4.094	0.709	0.945	1.417	2.244					
			-150	5.906				4.882	3.031				
	-SRD0312T -130	5.118	4.094	1.969	2.244								
		-150	5.906		4.882	3.031							
	-SRD0250A -120	1	0.250	3.150	2.126	0.827	1.063	1.417	-	-			
				-160	4.724						3.701		
				-80	6.299						5.276		

Shrink-Fit Holders

HSK - A / SRD Inch

Part Number	Type	d	L	L ₁	D	D ₁	I	I ₁	L ₂	D ₂	
HSK63A	1	-80	3.150	2.126					1.417		
		-SRD0312A -120	0.312	4.724	3.701	0.827	1.063	1.024	1.969		
		-160		6.299	5.276						
		-85		3.346	2.323					1.654	
		-SRD0375A -120	0.375	4.724	3.701			1.260	1.969		
		-160		6.299	5.276						
		-90		3.543	2.520	0.945	1.260			1.850	
		-SRD0500A -120	0.500	4.724	3.701			1.457	2.756		
		-160		6.299	5.276						
		-95		3.740	2.717					1.969	
		-SRD0625A -120	0.625	4.724	3.701	1.063	1.339		2.756		-
		-160		6.299	5.276			1.575	3.150		
		-95		3.740	2.717				1.969		
		-SRD0750A -120	0.750	4.724	3.701				2.756		
		-160		6.299	5.276	1.299	1.654		3.150		
		-SRD0875A -100	0.875	3.937	2.913			1.654	2.047		
		-160		6.299	5.276				3.583		
		-SRD1000A -115	1.000	4.528	3.504				2.047		
-160		6.299	5.276	1.732	2.087	1.890	3.583				
-SRD1250A -120	1.250	4.724	3.701				2.441				
-160		6.299	5.276				3.819				
HSK100A	2	-SRD0125T -145	0.125	5.709	4.567	0.591	0.827	0.394	1.969	2.126	
		-165		6.497	5.354				2.913		
		-SRD0187T -145	0.187	5.709	4.567			0.591	0.984	2.244	
		-165		6.497	5.354				3.031		1.181
		-SRD0250T -145	0.250	5.709	4.567	0.709	0.945		1.427	2.244	
		-165		6.497	5.354				3.031		
	-SRD0312T -145	0.312	5.709	4.567				1.969	2.244		
	-165		6.497	5.354				3.031			
	1	-85		3.346	2.205			1.024			
		-SRD0250A -120	0.250	4.724	3.583				1.417		
		-160		6.299	5.157	0.827	1.063				
		-85		3.346	2.205						
		-SRD0312A -120	0.312	4.724	3.583				1.969		
		-160		6.299	5.157						
		-90		3.543	2.402				1.654		
		-SRD0375A -120	0.375	4.724	3.583			1.260	1.969		
		-160		6.299	5.157	0.945	1.260				
		-95		3.740	2.598				1.850		
		-SRD0500A -120	0.500	4.724	3.583			1.457	2.756		
		-160		6.299	5.157						
		-100		3.937	2.795	1.063	1.339		1.969		-
-SRD0625A -160		0.625	6.299	5.157			1.575	3.150			
-100			3.937	2.795				1.969			
-SRD0750A -160	0.750	6.299	5.157	1.299	1.654		3.150				
-105		4.134	2.992			1.654	1.969				
-SRD0875A -160	0.875	6.299	5.157				3.150				
-115		4.528	3.386				2.283				
-SRD1000A -160	1.000	6.299	5.157				3.661				
-120		4.724	3.583	1.732	2.087	1.890	2.283				
-SRD1250A -160	1.250	6.299	5.157				3.661				
-120		4.724	3.583				2.283				
-SRD1500A -160	1.500	6.299	5.157				3.661				

Ordering Example HSK63A-SRD0500A-120
 HSK63A-H-SRD0500A-120 (HSK Type A with manual clamping hole)

Coolant tube built-in.

See page 96 ~ 101 for heaters and accessories.

SRD0250A and SRD0312A can only be used with the induction type heater.

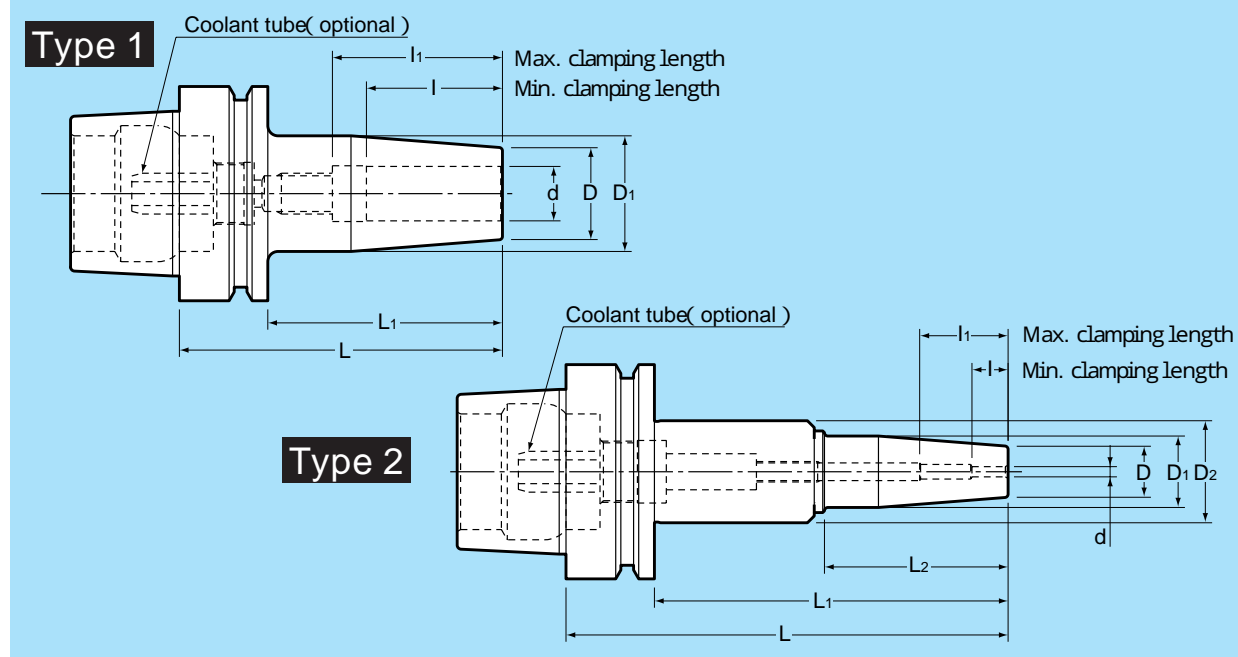
(They cannot be used with the economy type heater)

The ISG 2200 Induction Heater does not accept type 2 Shrink-Fit holders (See Dimension sheet), with d=0.98" (25mm) or bigger and L=6.5" (165mm) or bigger.

The SRK-IH3200 Induction Heater does not accept type 2 Shrink-Fit holders.

Shrink-Fit Holders

HSK - E / SRD Metric



Part Number	Type	d (mm)	L	L ₁	D	D ₁	I	I ₁	L ₂	D ₂	
HSK 40 E	2	3	-115	4.528	3.740	0.591	0.827	0.394	1.969	2.126	1.181
			-135	5.315	4.528					2.913	
		4	-115	4.528	3.740	0.709	0.945	0.472	1.969	2.244	
			-135	5.315	4.528					3.031	
		5	-115	4.528	3.740	0.709	0.945	0.591	0.984	2.244	
			-135	5.315	4.528					3.031	
		6	-115	4.528	3.740	0.709	0.945	0.591	0.984	2.244	
			-135	5.315	4.528					3.031	
	8	-115	4.528	3.740	0.709	0.945	0.591	0.984	2.244		
		-135	5.315	4.528					3.031		
	1	6	-80	3.150	2.362	0.827	1.063	1.024	1.417	-	-
			-120	4.724	3.937						
		8	-160	6.299	5.512	0.827	1.063	1.024	1.417	-	-
			-80	3.150	2.362						
		10	-120	4.724	3.937	0.945	1.260	1.260	1.969	-	-
			-160	6.299	5.512						
		12	-90	3.543	2.756	0.945	1.260	1.457	2.756	-	-
			-120	4.724	3.937						
	14	-160	6.299	5.512	1.063	1.339	1.457	2.756	-	-	
		-90	3.543	2.756							
16	-120	4.724	3.937	1.063	1.339	1.575	2.756	-	-		
	-160	6.299	5.512								

Ordering Example HSK40E-SRD12A-120

See page 96 ~ 101 for heaters and accessories.

SRD6A and SRD8A can only be used with the induction type heater.

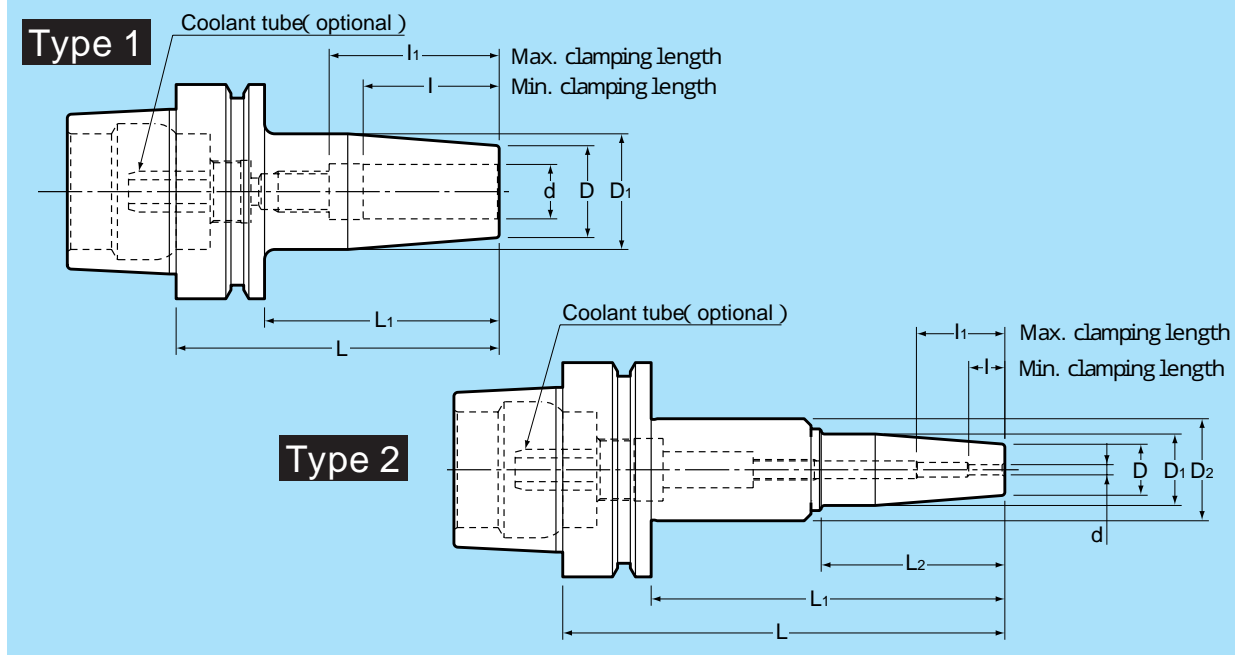
(They cannot be used with the economy type heater)

The ISG 2200 Induction Heater does not accept type 2 Shrink-Fit holders (See Dimension sheet), with $d=0.98$ " (25mm) or bigger and $L=6.5$ " (165mm) or bigger.

The SRK-IH3200 Induction Heater does not accept type 2 Shrink-Fit holders.

Shrink-Fit Holders

HSK - E / SRD Inch



Part Number	Type	d	L	L ₁	D	D ₁	l	l ₁	L ₂	D ₂						
HSK 40E	-115 -135	0.125	4.528	3.740	0.591	0.827	0.394	1.969	2.126	1.181						
			5.315	4.528					2.913							
		0.187	4.528	3.740					0.591		0.984	2.244				
			5.315	4.528					3.031							
		0.250	4.528	3.740					0.709		0.945	1.417	2.244			
			5.315	4.528					3.031							
	0.312	4.528	3.740	1.969	2.244											
		5.315	4.528	3.031												
	-80 -120 -160	2	0.250	3.150	2.362	0.827	1.063	1.024	1.417		-					
				4.724	3.937											
			0.312	3.150	2.362							1.969				
				4.724	3.937							1.654				
-80 -120			1	0.375	3.150					2.362		0.945	1.260	1.260	1.969	-
					4.724					3.937						
-160	2	0.500	6.299	5.512	1.260	1.260	1.457	1.850	-							
			3.543	2.756												
-90 -120	1	0.500	4.724	3.937	1.063	1.339	1.575	1.969	2.756							
			6.299	5.512												
-90 -120	2	0.625	3.543	2.756	1.063	1.339	1.575	1.969	2.756							
			4.724	3.937												
-160	1	0.625	6.299	5.512	1.063	1.339	1.575	2.756	-							
			3.543	2.756												

Ordering Example HSK40E-SRD0500A-120

See page 96 ~ 101 for heaters and accessories.

SRD0250A and SRD0312A can only be used with the induction type heater.

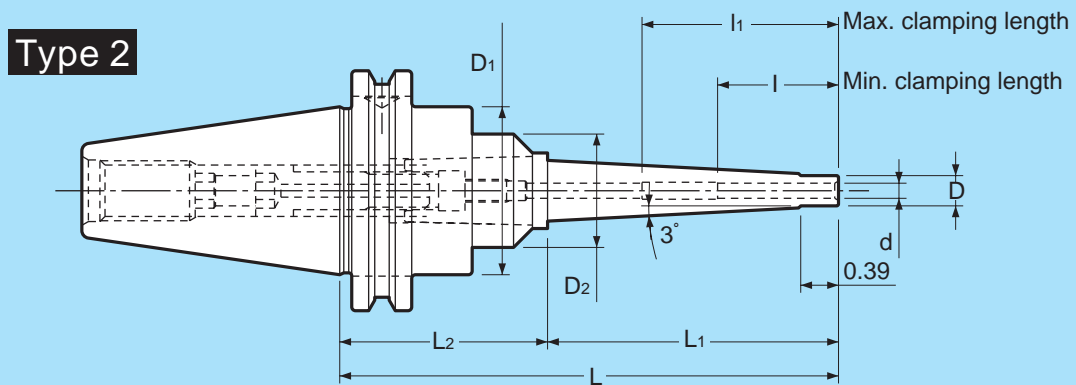
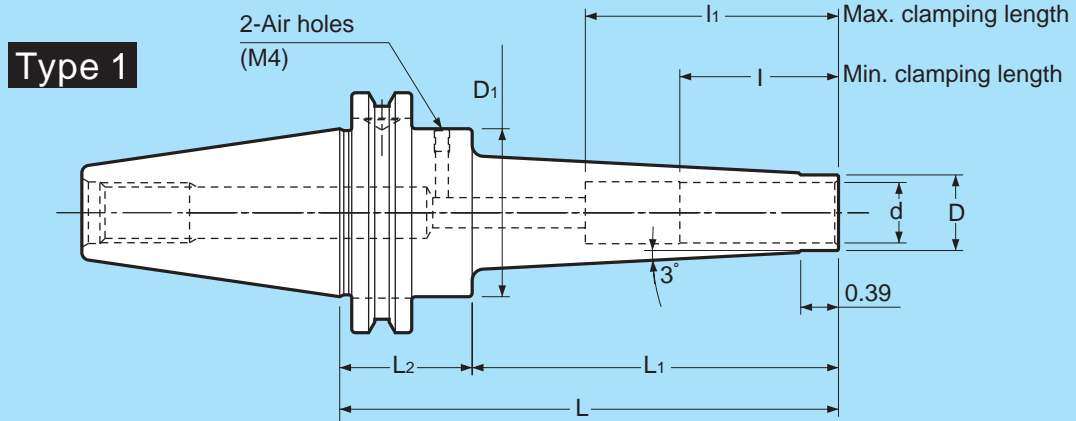
(They cannot be used with the economy type heater)

The ISG 2200 Induction Heater does not accept type 2 Shrink-Fit holders (See Dimension sheet), with $d=0.98$ " (25mm) or bigger and $L=6.5$ " (165mm) or bigger.

The SRK-IH3200 Induction Heater does not accept type 2 Shrink-Fit holders.

Shrink-Fit Holders

CAT / SRS Slim Type Metric



Part Number	Type	d (mm)	L	L ₁	L ₂	D	D ₁	D ₂	I	I ₁
-SRS 3T	-105	3	4.134	2.323		0.236			0.394	1.969
	-135		5.315	3.504						
-SRS 4T	-105	4	4.134	2.323		0.276			0.472	
	-135		5.315	3.504						
-SRS 5T	-105	5	4.134	2.323	1.811	0.315		1.181	0.591	0.984
	-135		5.315	3.504						
-SRS 6T	-105	6	4.134	2.323		0.354				1.417
	-135		5.315	3.504						
-SRS 8T	-105	8	4.134	2.323		0.433				1.969
	-135		5.315	3.504						
-SRS 6A	-105	6	4.134	2.756		0.354			1.024	1.417
	-135		5.315	3.937						
CAT 40 -SRS 8A	-105	8	4.134	2.756		0.433	1.750			1.969
	-135		5.315	3.937						
-SRS10A	-105	10	4.134	2.756		0.512			1.260	
	-135		5.315	3.937						
-SRS12A	-105	12	4.134	2.756	1.378	0.591				2.756
	-135		5.315	3.937						
-SRS16A	-105	16	4.134	2.756		0.787			1.575	3.150
	-135		5.315	3.937						
-SRS20A	-105	20	4.134	2.756		1.024			1.654	3.937
	-165		6.496	5.118						

Shrink-Fit Holders

CAT / SRS Slim Type Metric

Part Number	Type	d (mm)	L	L ₁	L ₂	D	D ₁	D ₂	I	I ₁			
CAT50	2	3	4.134	2.323	1.811	0.236		1.181	0.394	1.969			
			5.315	3.504							0.276		
		4	4.134	2.323		0.315			0.354		0.433	0.472	
			5.315	3.504									
		5	4.134	2.323		0.354			0.433		0.472	0.591	0.984
			5.315	3.504									
	6	4.134	2.323	0.354	0.433	0.472	0.591	0.984					
		5.315	3.504										
	8	4.134	2.323	0.354	0.433	0.472	0.591	0.984					
		5.315	3.504										
	1	6	4.134	2.756	1.378	0.591	0.787	1.575	3.150				
			5.315	3.937						0.354	1.024		
			6.496	5.118						2.750			
			4.134	2.756									
		8	4.134	2.756	1.378	0.591	0.787	1.575	3.150				
			5.315	3.937									
		10	4.134	2.756	1.378	0.591	0.787	1.575	3.150				
			5.315	3.937									
		12	4.134	2.756	1.378	0.591	0.787	1.575	3.150				
			5.315	3.937									
16		4.134	2.756	1.378	0.591	0.787	1.575	3.150					
		5.315	3.937										
20	4.134	2.756	1.378	0.591	0.787	1.575	3.150						
	5.315	3.937											
SRS6A	-105	6	4.134	2.756	1.378	0.591	0.787	1.575	3.150				
	-135	6	5.315	3.937									
SRS8A	-105	8	4.134	2.756	1.378	0.591	0.787	1.575	3.150				
	-135	8	5.315	3.937									
SRS10A	-105	10	4.134	2.756	1.378	0.591	0.787	1.575	3.150				
	-135	10	5.315	3.937									
SRS12A	-105	12	4.134	2.756	1.378	0.591	0.787	1.575	3.150				
	-135	12	5.315	3.937									
SRS16A	-105	16	4.134	2.756	1.378	0.591	0.787	1.575	3.150				
	-135	16	5.315	3.937									
SRS20A	-105	20	4.134	2.756	1.378	0.591	0.787	1.575	3.150				
	-135	20	5.315	3.937									
			7.677	6.299									

Ordering Example CAT40-SRS12A-135

See page 96 ~ 101 for heaters and accessories.

Always use a carbide shank cutter with a h6 or better shank tolerance.

SRS6A and SRS8A can only be used with the induction type heater.

(They cannot be used with the economy type heater)

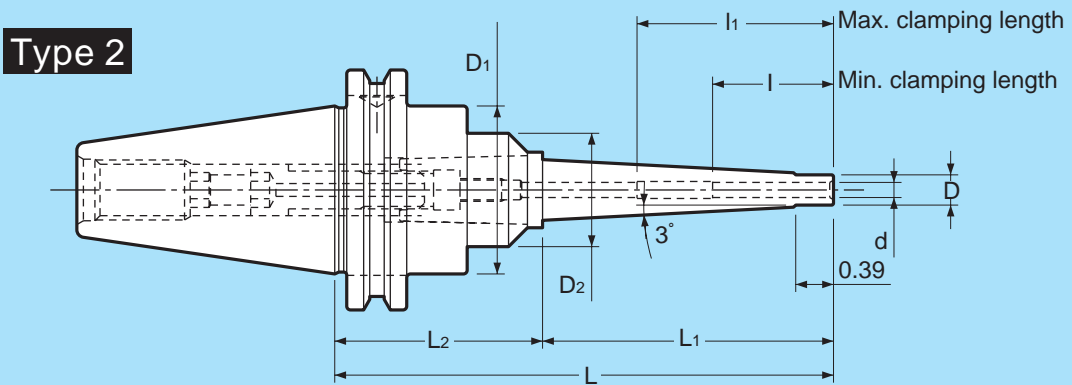
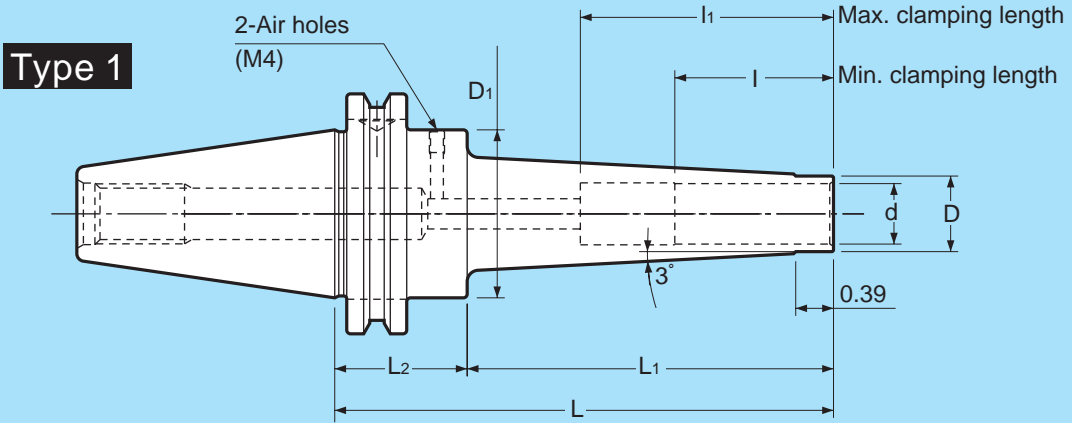
The ISG 2200 Induction Heater does not accept type 2 Shrink-Fit holders (See Dimension sheet), with d=0.98" (25mm) or bigger and L=6.5" (165mm) or bigger.

The SRK-IH3200 Induction Heater does not accept type 2 Shrink-Fit holders.

Two M4 x 5(S) hex-head screws are necessary to plug the air holes for coolant through operation.

Shrink-Fit Holders

CAT / SRS Slim Type Inch



Part Number	Type	d	L	L ₁	L ₂	D	D ₁	D ₂	I	I ₁
CAT 40	2	-SRS0125T -105	4.134	2.323	1.811	0.236	0.236	1.181	0.394	1.969
		-SRS0125T -135	5.315	3.504						
		-SRS0187T -105	4.134	2.323						
		-SRS0187T -135	5.315	3.504						
		-SRS0250T -105	4.134	2.323						
		-SRS0250T -135	5.315	3.504						
	1	-SRS0312T -105	4.134	2.323	1.378	0.433	0.433	1.750	1.024	1.969
		-SRS0312T -135	5.315	3.504						
		-SRS0250A -105	4.134	2.756						
		-SRS0250A -135	5.315	3.937						
		-SRS0312A -105	4.134	2.756						
		-SRS0312A -135	5.315	3.937						
		-SRS0375A -105	4.134	2.756						
		-SRS0375A -135	5.315	3.937						
		-SRS0375A -165	6.496	5.118						
		-SRS0500A -105	4.134	2.756						
		-SRS0500A -135	5.315	3.937						
		-SRS0500A -165	6.496	5.118						
-SRS0625A -105	4.134	2.756								
-SRS0625A -135	5.315	3.937								
-SRS0625A -165	6.496	5.118								
-SRS0750A -105	4.134	2.756								
-SRS0750A -135	5.315	3.937								
-SRS0750A -165	6.496	5.118								

Shrink-Fit Holders

CAT / SRS Slim Type Inch

Part Number	Type	d	L	L ₁	L ₂	D	D ₁	D ₂	I	I ₁						
CAT50	2	-SRS0125T	-105	4.134	2.323	1.811	0.236		1.181	0.394	1.969					
			-135	5.315	3.504							0.315				
		-SRS0187T	-105	4.134	2.323		0.354			0.433				0.591	0.984	
			-135	5.315	3.504											
		-SRS0250T	-105	4.134	2.323		0.354			0.433					1.417	
			-135	5.315	3.504											
		-SRS0312T	-105	4.134	2.323		0.433								1.969	
			-135	5.315	3.504											
		1	2	-SRS0250A	-105		4.134			2.756	1.378	0.354	2.750	-	1.024	1.417
					-135		5.315			3.937						
	-SRS0312A			-105	4.134	2.756	0.433									1.969
				-165	6.496	5.118										
	-SRS0375A			-105	4.134	2.756	0.512									1.260
			-165	6.496	5.118											
	1		1	-SRS0500A	-105	4.134	2.756	0.591								1.457
					-135	5.315	3.937									
					-165	6.496	5.118									
				-195	7.677	6.299										
		-105		4.134	2.756											
	-SRS0625A	-135	5.315	3.937	0.787						1.575					
-165		6.496	5.118													
-195		7.677	6.299													
-SRS0750A	-105	4.134	2.756	1.024						1.654						
	-135	5.315	3.937													
	-165	6.496	5.118													
			-195	7.677	6.299											

Ordering Example CAT40-SRS0500A-135

See page 96 ~ 101 for heaters and accessories.

Always use a carbide shank cutter with a h6 or better shank tolerance.

SRS0250A and SRS0312A can only be used with the induction type heater.

(They cannot be used with the economy type heater)

The ISG 2200 Induction Heater does not accept type 2 Shrink-Fit holders (See Dimension sheet), with d=0.98" (25mm) or bigger and L=6.5" (165mm) or bigger.

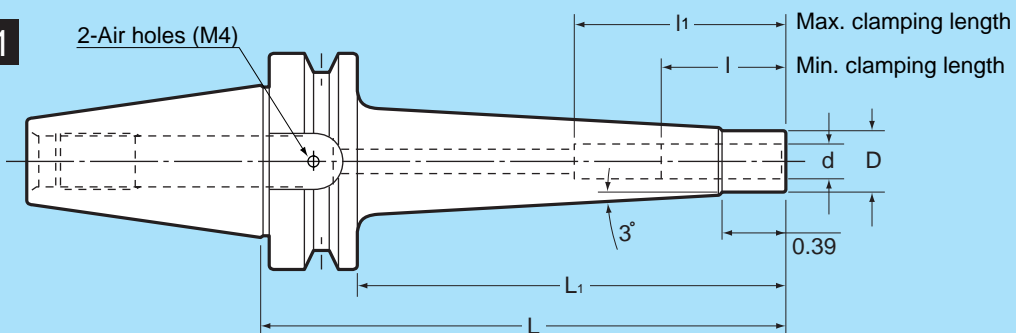
The SRK-IH3200 Induction Heater does not accept type 2 Shrink-Fit holders.

Two M4 x 5(S) hex-head screws are necessary to plug the air holes for coolant through operation.

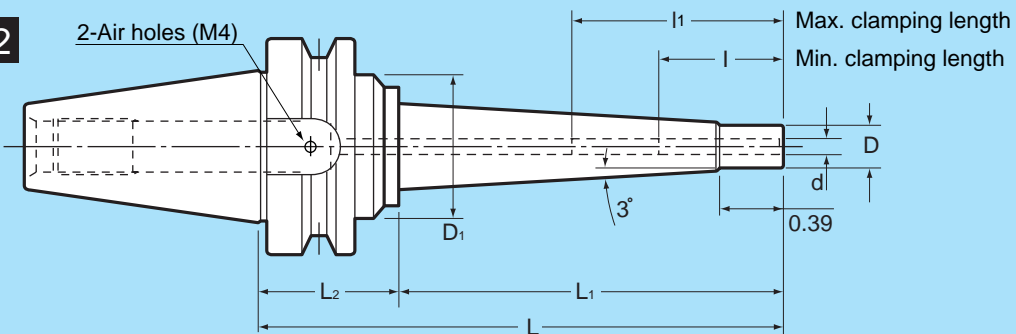
Shrink-Fit Holders

BT / SRS Slim Type Metric

Type 1



Type 2



Part Number	Type	d (mm)	L	L ₁	L ₂	D	D ₁	I	I ₁	
BT 30	2	3	-90	3.543	2.323	1.220	0.236	1.181	0.394	1.969
			-120	4.724	3.504					
		4	-90	3.543	2.323					
			-120	4.724	3.504					
		5	-90	3.543	2.323					
			-120	4.724	3.504					
	1	6	-90	3.543	2.323	0.354	1.024	1.417		
			-120	4.724	3.504					
		8	-90	3.543	2.323					
			-120	4.724	3.504					
		6A	-105	4.134	3.268				0.354	1.417
			-135	5.315	4.449					
8A	-105	4.134	3.268	0.433	1.969					
	-135	5.315	4.449							
-SRS10A	-105	4.134	3.268	0.512	1.260					
	-135	5.315	4.449							
-SRS12A	-105	4.134	3.268	0.591	1.457	2.756				
	-135	5.315	4.449							
-SRS16A	-105	4.134	3.268	0.787	1.575	3.150				
	-135	5.315	4.449							
BT 40	2	3	-105	4.134	2.323	1.811	0.236	1.181	0.394	1.969
			-135	5.315	3.504					
		4	-105	4.134	2.323					
			-135	5.315	3.504					
		5	-105	4.134	2.323					
			-135	5.315	3.504					
	6	-105	4.134	2.323	0.354	1.024	1.417			
		-135	5.315	3.504						
	8	-105	4.134	2.323	0.433	1.969				
		-135	5.315	3.504						

Shrink-Fit Holders

BT / SRS Slim Type Metric

Part Number	Type	d (mm)	L	L ₁	L ₂	D	D ₁	I	I ₁		
BT 4 0	1	6	4.134	3.071		0.354		1.024	1.417		
			5.315	4.252							
		8	4.134	3.071		0.433					
			5.315	4.252							
		10	4.134	3.071		0.512			1.260	1.969	
			5.315	4.252							
			6.496	5.433							
			4.134	3.071							
		-SRS12A	12	5.315	4.252		0.591			1.457	2.756
			6.496	5.433							
			4.134	3.071							
			5.315	4.252							
		-SRS16A	16	5.315	4.252		0.787			1.575	3.150
			6.496	5.433							
	4.134	3.071									
	5.315	4.252									
-SRS20A	20	5.315	4.252		1.024			1.654	3.937		
	6.496	5.433									
BT 5 0	2	3	4.134	2.323		0.236		0.394	1.969		
			5.315	3.504							
		4	4.134	2.323		0.276			0.472		
			5.315	3.504							
		5	4.134	2.323		1.811	0.315	1.181	0.591	0.984	
			5.315	3.504							
		6	4.134	2.323		0.354				1.417	
			5.315	3.504							
		8	4.134	2.323		0.433			1.024	1.969	
			5.315	3.504							
	1	6	4.134	2.638		0.354				1.417	
			5.315	3.819							
		8	4.134	2.638		0.433				1.969	
			5.315	3.819							
		10	4.134	2.638		0.512			1.260		
			5.315	3.819							
			7.677	6.181							
			4.134	2.638							
		-SRS12A	12	5.315	3.819		0.591			1.457	2.756
			6.496	5.000							
	7.677	6.181									
	4.134	2.638									
-SRS16A	16	5.315	3.819		0.787			1.575	3.150		
	6.496	5.000									
	7.677	6.181									
	4.134	2.638									
-SRS20A	20	5.315	3.819		1.024			1.654	3.937		
	6.496	5.000									
		7.677	6.181								

Ordering Example BT40-SRS12A-135

See page 96 ~ 101 for heaters and accessories.

Always use a carbide shank cutter with a h6 or better shank tolerance.

SRS6A and SRS8A can only be used with the induction type heater.

(They cannot be used with the economy type heater)

The ISG 2200 Induction Heater does not accept type 2 Shrink-Fit holders (See Dimension sheet), with d=0.98" (25mm) or bigger and L=6.5" (165mm) or bigger.

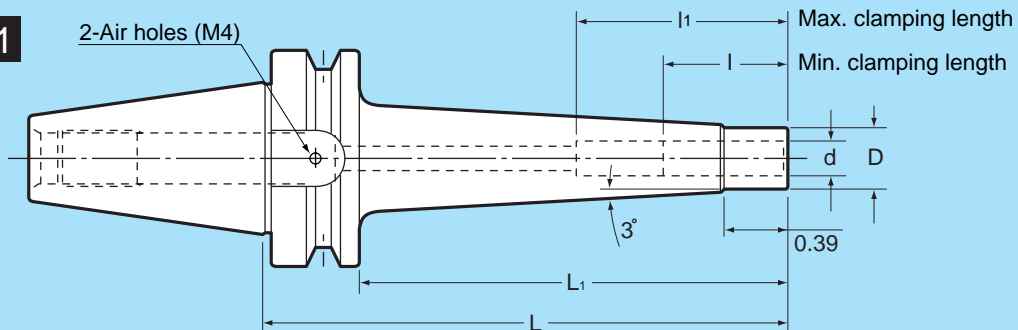
The SRK-IH3200 Induction Heater does not accept type 2 Shrink-Fit holders.

Two M4 x 5(S) hex-head screws are necessary to plug the air holes for coolant through operation.

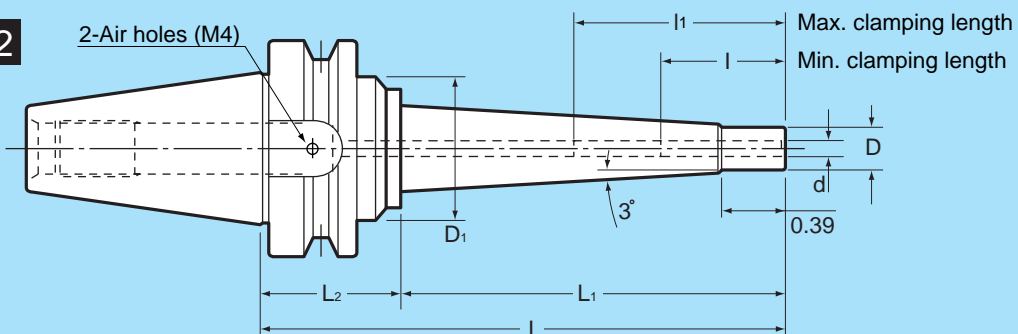
Shrink-Fit Holders

BT / SRS Slim Type Inch

Type 1



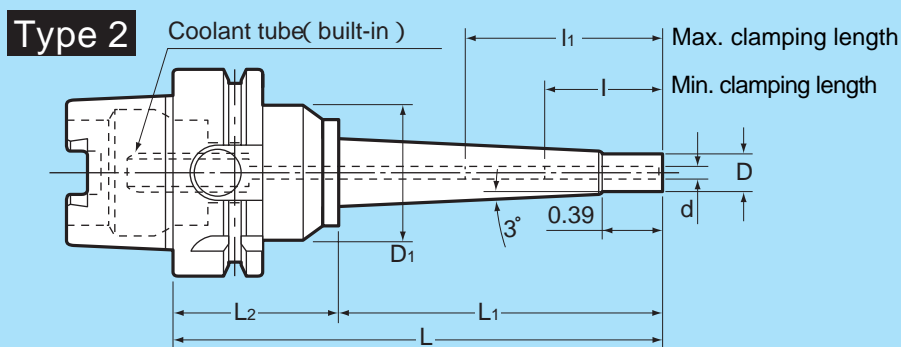
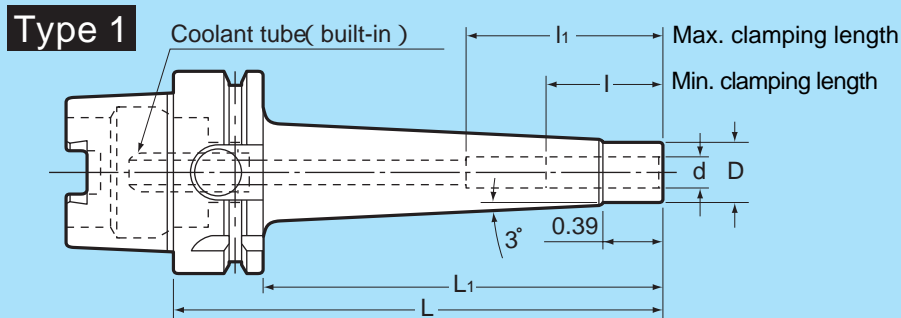
Type 2



Part Number	Type	d	L	L ₁	L ₂	D	D ₁	l	l ₁	
BT 3 0	2	-SRS0125T - 90	0.125	3.543	2.323	1.220	0.236	1.181	0.394	1.969
		-SRS0125T - 120	0.125	4.724	3.504					
		-SRS0187T - 90	0.187	3.543	2.323					
		-SRS0187T - 120	0.187	4.724	3.504					
	-SRS0250T - 90	0.250	3.543	2.323	1.024	0.354	1.417			
	-SRS0250T - 120	0.250	4.724	3.504						
	-SRS0312T - 90	0.312	3.543	2.323	1.024	0.433	1.969			
	-SRS0312T - 120	0.312	4.724	3.504						
	-SRS0250A - 105	1	0.250	4.134	3.268	1.811	0.354	1.024	1.417	
	-SRS0250A - 135		0.250	5.315	4.449					
	-SRS0312A - 105		0.312	4.134	3.268					
	-SRS0312A - 135		0.312	5.315	4.449					
	-SRS0375A - 105		0.375	4.134	3.268					
	-SRS0375A - 135		0.375	5.315	4.449					
-SRS0500A - 105	0.500	4.134	3.268	1.575	0.591	2.756				
-SRS0500A - 135	0.500	5.315	4.449							
-SRS0625A - 105	0.625	4.134	3.268	1.575	0.787	3.150				
-SRS0625A - 135	0.625	5.315	4.449							
BT 4 0	2	-SRS0125T - 105	0.125	4.134	2.323	1.811	0.236	1.181	0.394	1.969
		-SRS0125T - 135	0.125	5.315	3.504					
		-SRS0187T - 105	0.187	4.134	2.323					
		-SRS0187T - 135	0.187	5.315	3.504					
	-SRS0250T - 105	0.250	4.134	2.323	1.024	0.354	1.417			
	-SRS0250T - 135	0.250	5.315	3.504						
	-SRS0312T - 105	0.312	4.134	2.323	1.024	0.433	1.969			
	-SRS0312T - 135	0.312	5.315	3.504						
-SRS0250A - 105	1	0.250	4.134	2.323	1.811	0.354	1.024	1.417		
-SRS0250A - 135		0.250	5.315	3.504						
-SRS0312A - 105	0.312	4.134	2.323	1.811	0.433	1.969				
-SRS0312A - 135	0.312	5.315	3.504							

Shrink-Fit Holders

HSK / SRS Slim Type Metric



Part Number	Type	d (mm)	L	L ₁	L ₂	D	D ₁	l	l ₁	
HSK40A	2	-SRS 3T -120	4.724	2.323		0.236		0.394	1.969	
		-SRS 3T -150	5.906	3.504						
		-SRS 4T -120	4.724	2.323		0.276		0.472		
		-SRS 4T -150	5.906	3.504						
		-SRS 5T -120	4.724	2.323	2.402	0.315	1.181	0.591		0.984
		-SRS 5T -150	5.906	3.504						
	-SRS 6T -120	4.724	2.323		0.354			1.417		
	-SRS 6T -150	5.906	3.504							
	-SRS 8T -120	4.724	2.323		0.433			1.969		
	-SRS 8T -150	5.906	3.504				1.024			
	-SRS 6A -90	6	3.543	2.756		0.354		1.417		
	-SRS 8A -90	8	3.543	2.756		0.433		1.969		
	-SRS 8A -120	8	4.724	3.937				1.969		
	-SRS10A -90	10	3.543	2.756	-	0.512	-	1.260	1.969	
-SRS12A -90	12	3.543	2.756		0.591		1.457	2.756		
-SRS12A -120	12	4.724	3.937				1.575	3.150		
-SRS16A -90	16	3.543	2.756		0.787					
-SRS16A -120	16	4.724	3.937							
HSK63A	2	-SRS 3T -135	5.315	2.323		0.236		0.394	1.969	
		-SRS 3T -165	6.496	3.504						
		-SRS 4T -135	5.315	2.323		0.276		0.472		
		-SRS 4T -165	6.496	3.504						
		-SRS 5T -135	5.315	2.323	2.992	0.315	1.181	0.591		0.984
		-SRS 5T -165	6.496	3.504						
	-SRS 6T -135	5.315	2.323		0.354			1.417		
	-SRS 6T -165	6.496	3.504							
	-SRS 8T -135	5.315	2.323		0.433			1.969		
	-SRS 8T -165	6.496	3.504				1.024			
-SRS 6A -105	6	4.134	3.110		0.354		1.024	1.417		
-SRS 6A -135	6	5.315	4.291					1.417		
-SRS 6A -165	6	6.496	5.472							
-SRS 8A -105	8	4.134	3.110	-		-		1.969		
-SRS 8A -135	8	5.315	4.291		0.433			1.969		
-SRS 8A -165	8	6.496	5.472							

Shrink-Fit Holders

HSK / SRS Slim Type Metric

Part Number	Type	d (mm)	L	L ₁	L ₂	D	D ₁	l	l ₁		
HSK63A	1	10	-105	4.134	3.110						
			-135	5.315	4.291		0.512		1.260	1.969	
			-165	6.496	5.472						
		12	-105	4.134	3.110						
			-135	5.315	4.291		0.591		1.457	2.756	
			-165	6.496	5.472						
	16	-105	4.134	3.110					2.953		
		-135	5.315	4.291		0.787		1.575	3.150		
		-165	6.496	5.472							
	20	-105	4.134	3.110					2.953		
		-135	5.315	4.291		1.024		1.654	3.937		
		-165	6.496	5.472							
HSK100A	2	3	-150	5.906	2.323		0.236		0.394		
			-180	7.087	3.504				1.969		
		4	-150	5.906	2.323		0.276		0.472		
			-180	7.087	3.504						
		5	-150	5.906	2.323	3.583	0.315	1.772	0.591	0.984	
			-180	7.087	3.504						
		6	-150	5.906	2.323		0.354			1.417	
			-180	7.087	3.504						
		8	-150	5.906	2.323		0.433			1.969	
			-180	7.087	3.504						
		1	6	-105	4.134	2.795				1.024	1.417
				-135	5.315	3.976		0.354			
	8		-165	6.496	5.157						
			-105	4.134	2.795		0.433				
	10		-135	5.315	3.976					1.969	
			-165	6.496	5.157		0.512		1.260		
	1	12	-195	7.677	6.339						
			-105	4.134	2.795						
			-135	5.315	3.976		0.591		1.457	2.756	
		16	-165	6.496	5.157						
			-195	7.677	6.339						
			-105	4.134	2.795		0.787		1.575	3.150	
		20	-135	5.315	3.976					2.756	
			-165	6.496	5.157		1.024		1.654	3.937	
-195			7.677	6.339							

Ordering Example HSK63A-SRS12A-135
 HSK63A-H-SRS12A-135 (HSK Type A with manual clamping hole.)

Coolant tube built-in.

See page 96 ~ 101 for heaters and accessories.

Always use a carbide shank cutter with a h6 or better shank tolerance.

SRS6A and SRS8A can only be used with the induction type heater.

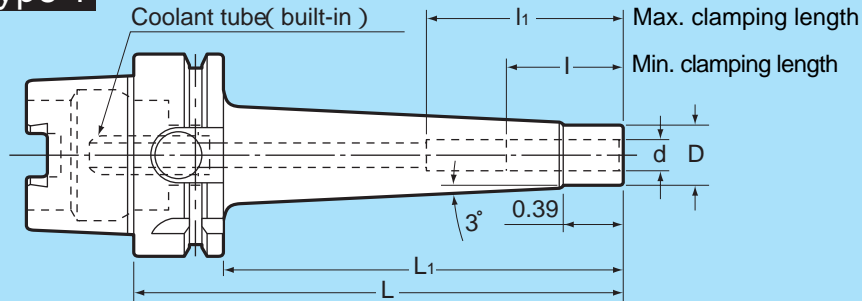
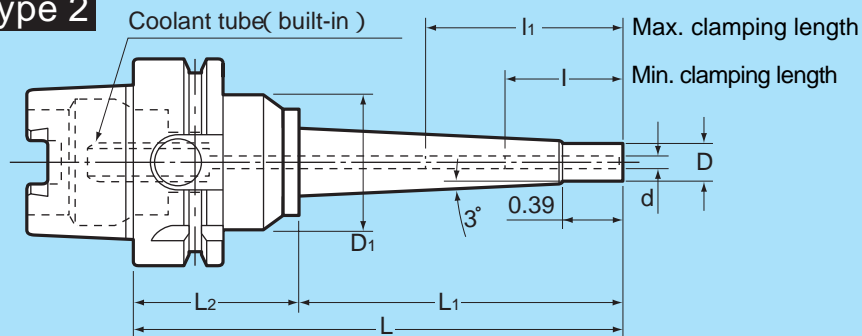
(They cannot be used with the economy type heater)

The ISG 2200 Induction Heater does not accept type 2 Shrink-Fit holders (See Dimension sheet), with d=0.98" (25mm) or bigger and L=6.5" (165mm) or bigger.

The SRK-IH3200 Induction Heater does not accept type 2 Shrink-Fit holders.

Shrink-Fit Holders

HSK / SRS Slim Type Inch

Type 1

Type 2


Part Number	Type	d (mm)	L	L ₁	L ₂	D	D ₁	l	l ₁	
HSK 40 A	2	-SRS0125T -120	4.724	2.323		0.236		0.394	1.969	
		-150	5.906	3.504						
		-SRS0187T -120	4.724	2.323		0.315		0.591	0.984	
		-150	5.906	3.504	2.402		1.181			
		-SRS0250T -120	4.724	2.323			0.354			1.417
		-150	5.906	3.504						
	1	-SRS0312T -120	4.724	2.323			0.433			1.969
		-150	5.906	3.504						
		-SRS0250A -90	3.543	2.756			0.354		1.024	1.417
		-120	4.724	3.937						
		-SRS0312A -90	3.543	2.756			0.433			1.969
		-120	4.724	3.937						
1	-SRS0375A -90	3.543	2.756			0.512		1.260		
	-120	4.724	3.937							
	-SRS0500A -90	3.543	2.756			0.591		1.457		
	-120	4.724	3.937						2.756	
	-SRS0625A -90	3.543	2.756			0.787		1.575		
	-120	4.724	3.937						3.150	
HSK 63 A	2	-SRS0125T -135	5.315	2.323		0.236		0.394	1.969	
		-165	6.496	3.504						
		-SRS0187T -135	5.315	2.323		0.315		0.591		
		-165	6.496	3.504	2.992		1.181			
		-SRS0250T -135	5.315	2.323			0.354			1.417
		-165	6.496	3.504						
	1	-SRS0312T -135	5.315	2.323			0.433			1.969
		-165	6.496	3.504						
		-SRS0250A -105	4.134	3.110			0.354		1.024	1.417
		-135	5.315	4.291						
		-165	6.496	5.472						
		-SRS0312A -105	4.134	3.110						
1	-SRS0312A -135	5.315	4.291			0.433			1.969	
	-165	6.496	5.472							

Shrink-Fit Holders

HSK / SRS Slim Type Inch

Part Number	Type	d (mm)	L	L ₁	L ₂	D	D ₁	I	I ₁		
HSK63A	1	0.375	-105	4.134	3.110						
			-135	5.315	4.291		0.512		1.260	1.969	
			-165	6.496	5.472						
		-SRS0500A	0.500	-105	4.134	3.110					
				-135	5.315	4.291		0.591		1.457	2.756
				-165	6.496	5.472					
		-SRS0625A	0.625	-105	4.134	3.110					2.953
				-135	5.315	4.291		0.787		1.575	3.150
				-165	6.496	5.472					
-SRS0750A	0.750	-105	4.134	3.110					2.953		
		-135	5.315	4.291		1.024		1.654	3.937		
		-165	6.496	5.472							
HSK100A	2	0.125	-150	5.906	2.323		0.236		0.394	1.969	
			-180	7.087	3.504						
		-SRS0187T	0.187	-150	5.906	2.323		0.315	1.772	0.591	0.984
				-180	7.087	3.504	3.583				
		-SRS0250T	0.250	-150	5.906	2.323		0.354			1.417
				-180	7.087	3.504					
	-SRS0312T	0.312	-150	5.906	2.323		0.433			1.969	
			-180	7.087	3.504						
	1	0.250	-105	4.134	2.795				1.024		
			-135	5.315	3.976		0.354			1.417	
		-SRS0312A	0.312	-105	4.134	2.795					
				-135	5.315	3.976		0.433			
		-SRS0375A	0.375	-105	4.134	2.795					1.969
				-135	5.315	3.976		0.512		1.260	
	-SRS0500A	0.500	-105	4.134	2.795						
			-135	5.315	3.976		0.591		1.457	2.756	
		-165	0.625	-105	4.134	2.795					
				-135	5.315	3.976		0.787		1.575	3.150
-SRS0625A		0.750	-105	4.134	2.795					2.756	
			-135	5.315	3.976		1.024		1.654	3.937	
-165	0.750	-105	4.134	2.795							
		-135	5.315	3.976		1.024		1.654	3.937		

Ordering Example HSK63A-SRS0500A-135
 HSK63A-H-SRS0500A-135 (HSK Type A with manual clamping hole.)

Coolant tube built-in.

See page 96 ~ 101 for heaters and accessories.

Always use a carbide shank cutter with a h6 or better shank tolerance.

SRS0250A and SRS0312A can only be used with the induction type heater.

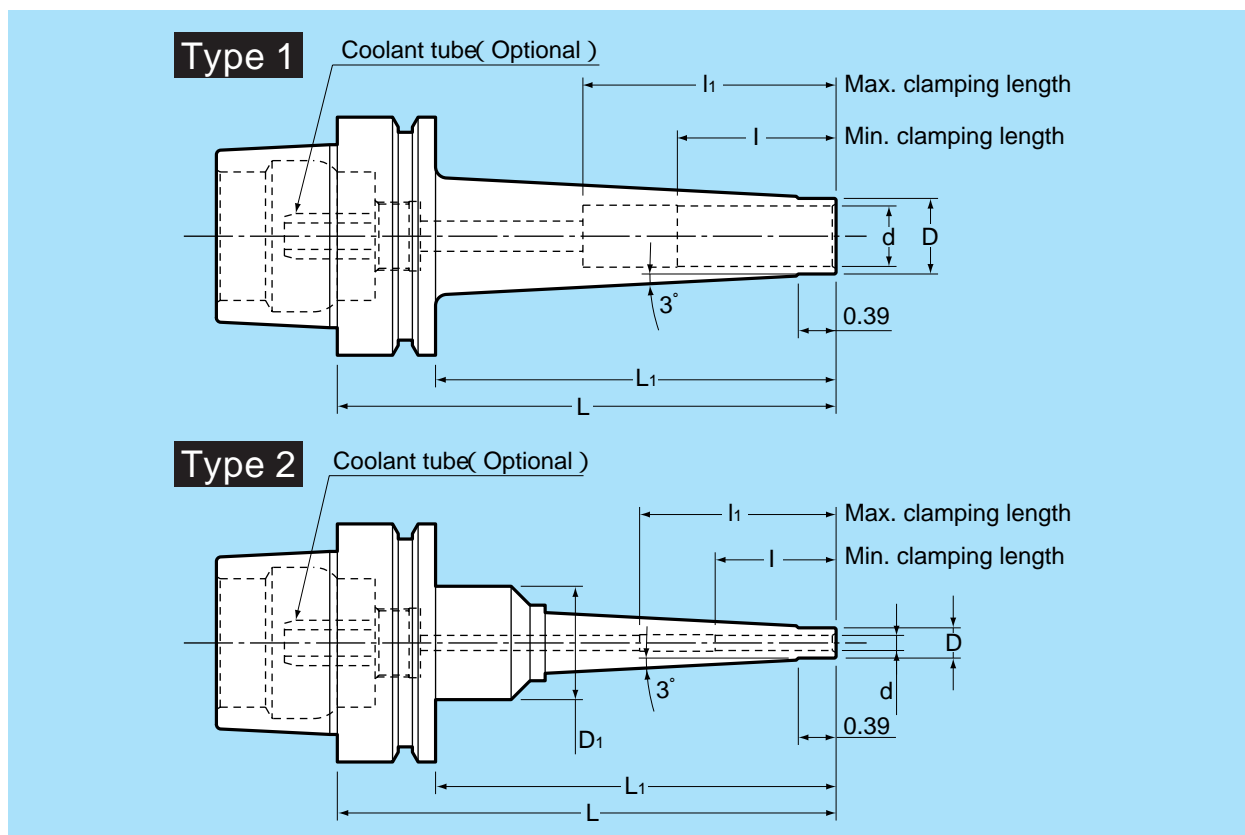
(They cannot be used with the economy type heater)

The ISG 2200 Induction Heater does not accept type 2 Shrink-Fit holders (See Dimension sheet), with d=0.98" (25mm) or bigger and L=6.5" (165mm) or bigger.

The SRK-IH3200 Induction Heater does not accept type 2 Shrink-Fit holders.

Shrink-Fit Holders

HSK - E / SRS Slim Type Metric



Part Number	Type	d (mm)	L	L ₁	L ₂	D	D ₁	l	l ₁	
HSK40E	2	-SRS 3T -120	4.724	2.323		0.236		0.394	1.969	
		-150	5.906	3.504						
		-SRS 4T -120	4.724	2.323		0.276		0.472		
		-150	5.906	3.504						
		-SRS 5T -120	4.724	2.323	2.402	0.315	1.181	0.591		0.984
		-150	5.906	3.504						
	-SRS 6T -120	4.724	2.323		0.354			1.417		
	-150	5.906	3.504							
	-SRS 8T -120	4.724	2.323		0.433			1.969		
	-150	5.906	3.504							
	-SRS 6A -90	1	6	3.543	2.756		0.354		1.417	
	-120		4.724	3.937						
-SRS 8A -90	8		3.543	2.756		0.433		1.969		
-120	4.724		3.937							
-SRS10A -90	10		3.543	2.756	-	0.512	-	1.260		
-120	4.724		3.937							
-SRS12A -90	12	3.543	2.756		0.591		1.457	2.756		
-120	4.724	3.937								
-SRS16A -90	16	3.543	2.756		0.787		1.575	3.150		
-120	4.724	3.937								

Ordering Example HSK40E-SRS12A-120

See page 96 ~ 101 for heaters and accessories.

Always use a carbide shank cutter with a h6 or better shank tolerance.

SRS6A and SRS8A can only be used with the induction type heater.

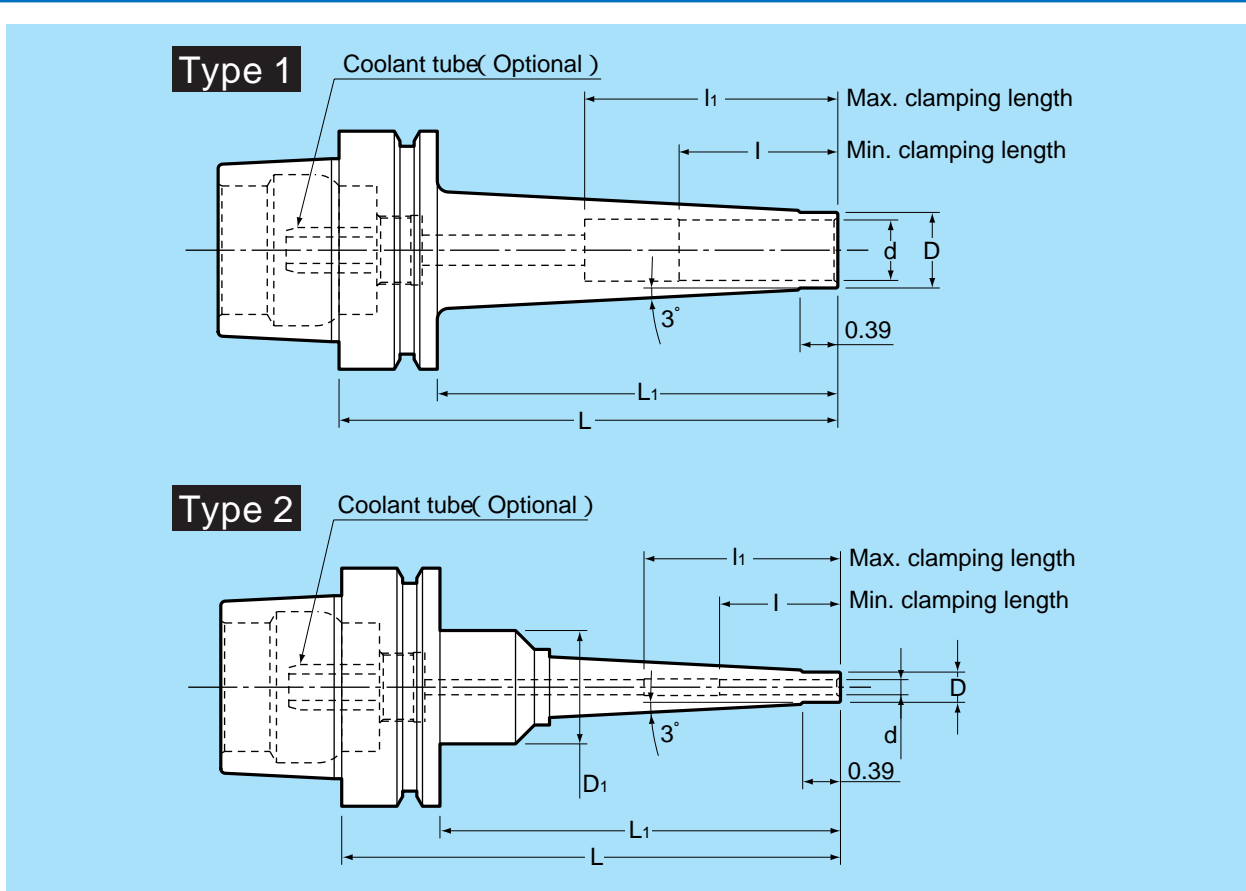
(They cannot be used with the economy type heater)

The ISG 2200 Induction Heater does not accept type 2 Shrink-Fit holders (See Dimension sheet), with d=0.98" (25mm) or bigger and L=6.5" (165mm) or bigger.

The SRK-IH3200 Induction Heater does not accept type 2 Shrink-Fit holders.

Shrink-Fit Holders

HSK - E / SRS Slim Type Inch



Part Number	Type	d	L	L ₁	L ₂	D	D ₁	l	l ₁				
HSK40E	2	-120 -150	0.125	4.724	2.323	2.402	0.236	1.181	0.394	1.969			
			0.187	4.724	2.323						0.315	0.591	0.984
		-120 -150	0.250	4.724	2.323		0.354		1.417				
			0.312	4.724	2.323		0.433			1.969			
		-90	1	-90 -120	0.250		3.543		2.756		0.512	-	1.024
					0.312		3.543		2.756	0.433			
	-90 -120			0.375	3.543	2.756	1.260						
				0.500	3.543	2.756		1.457	2.756				
	-90 -120			0.625	3.543	2.756	1.575			3.150			
					4.724	3.937		0.787					

Ordering Example HSK40E-SRS0500A-120

See page 96 ~ 101 for heaters and accessories.

Always use a carbide shank cutter with a h6 or better shank tolerance.

SRS0250A and SRS0312A can only be used with the induction type heater.

(They cannot be used with the economy type heater)

The ISG 2200 Induction Heater does not accept type 2 Shrink-Fit holders (See Dimension sheet), with d=0.98" (25mm) or bigger and L=6.5" (165mm) or bigger.

The SRK-IH3200 Induction Heater does not accept type 2 Shrink-Fit holders.